



भारतीय विचारधारा का वैश्वीकरण
Globalizing Indian Thought

नालन्दा

नालन्दा - पुस्तकालय और सूचना केंद्र

Library and Information Centre
Your Strategic Learning Partner

USER GUIDE

i **india**stat
focused on facts



ഇന്ത്യൻ ഇൻസ്റ്റിറ്റ്യൂട്ട് ഓഫ് മാനേജ്മെന്റ് കോഴിക്കോട്

भारतीय प्रबंध संस्थान कोषिककोड

Indian Institute of Management Kozhikode

Globalizing Indian Thought



<https://www.indiastat.com/>

Description:

India stat serves with authentic and perhaps the most comprehensive compilation of secondary-level socio-economic statistical information about India and its states on various socio-economic parameters. These parameters are General Info, Demographics, Economy, Agriculture, Civil Supplies and Consumer Affairs, Environment, Industries, Infrastructure, Companies, Education, Health, Housing, Labour and workforce, Polity, Media, Insurance, Tourism, Crime and law, Social Welfare & Developmental Schemes, etc.

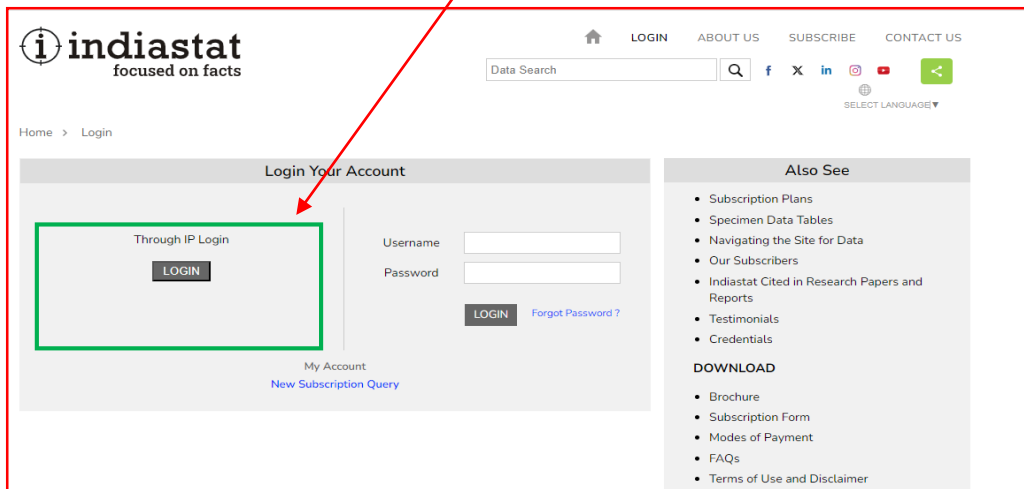
Major Subject Areas Covered: Socio-Economic Indicators and Statistics; India-Centric Content.

Access Method: IP Authentication + No Registration

Click on "LOGIN" and select "Through IP LOGIN" (Two users)

How to use:
































1. Click on 'Login' tab and Login 'Through IP Login' to access the India Stat Database.



Articles and Projected Population (World & India)




Main Categories

 Administrative Units	 Agriculture	 Banks and Financial Institutions	 Civil Supplies and Consumer Affairs
 Companies	 Cooperatives	 Crime and Law	 Demographics
 Economy	 Education	 Environment and Pollution	 Foreign Trade
 Forest and Wildlife	 Geographical Data	 Health	 Housing
 Industries	 Insurance	 Labour and Workforce	 Media
 Meteorological Data	 Mines and Minerals	 Per Capita Availability	 Petroleum
 Power	 Rural and Urban Areas	 Social and Welfare Schemes	 Sports
 Telecommunication	 Tourism	 Transport	

Category & State wise

SELECT LANGUAGE ▼


CATEGORY



Agriculture

Administrative Units | **Agriculture** | Banks and Financial Institutions | Civil Supplies and Consumer Affairs | Companies | Cooperatives | Crime and Law | Demographics | Economy | Education | Environment and Pollution | Foreign Trade | Forest and Wildlife | Geographical Data | Health | Housing | Industries | Insurance | Labour and Workforce | Media | Meteorological Data | Mines and Minerals | Per Capita Availability | Petroleum | Power | Rural and Urban Areas | Social and Welfare Schemes | Sports | Telecommunication | Tourism | Transport

GEOGRAPHIES



India

Currently showing National Level or with State-wise Aggregated Figures

Data at National Level - India

Data at State Level - Andhra Pradesh | Arunachal Pradesh | Assam | Bihar | Chhattisgarh | Goa | Gujarat | Haryana | Himachal Pradesh | Jharkhand | Karnataka | Kerala | Madhya Pradesh | Maharashtra | Manipur | Meghalaya | Mizoram | Nagaland | Odisha | Punjab | Rajasthan | Sikkim | Tamil Nadu | Telangana | Tripura | Uttar Pradesh | Uttarakhand | West Bengal

Data at Union Territory Level - Andaman & Nicobar Islands | Chandigarh | Dadra and Nagar Haveli and Daman and Diu | Delhi | Jammu & Kashmir | Ladakh | Lakshadweep | Puduchery

Data at Regional Level - Eastern | Hindi Belt | North East | Northern | Southern | Western & Central

Data at International Level - Asian Countries | BRICS Countries | Commonwealth Countries | G-20 Countries | SAARC Countries | Top 10 Countries

Click on the result to download the required data.

Foreign Trade Data Table being Added or Updated during current month

SUB CATEGORY	SUB CATEGORY-1	YEAR	RESULT
Agricultural Area/Land Use	Agricultural Commodities Export	2005-2020	Export of Cashew Nut Shell Liquid from India (2003-2004 to 2020-2021-upto June 2020) ⓘ
Agricultural Co-operatives	Cashew Export	2020	Selected Country-wise Export of Cashew Kernels (Wholes) from India (2019-2020 and 2020-2021-upto June 2020) ⓘ
Agricultural Education	Coffee Export	2018	Selected Country-wise Export of Cashewnut Shell Liquid from India (2018-2019 to 2020-2021-upto June 2020) ⓘ
Agricultural Export	Fertilisers Export	2016	
Agricultural Implements and Machinery	Foodgrains Export	2015	
Agricultural Imports	Horticulture Export	2013	
Agricultural Indices	Jute Export	2012	
Agricultural Input-Output	Livestocks Export	2011	
Agricultural Institutional Finance	Marine Products Export	2008	
Agricultural Insurance	Oilmeals Export	2006	
Agricultural Land Holdings	Spices Export	2005	
Agricultural Marketing	Sugar Export	1992-2004	
Agricultural Offtake Allocation and Procurement	Tea Export	1975-1991	
	Tobacco Export	1968-1974	

Once you click on the result, you will be directed to the data statistical data table concerned.

STATISTICAL INFORMATION Download : MS Excel | MS Word | HTML | Print

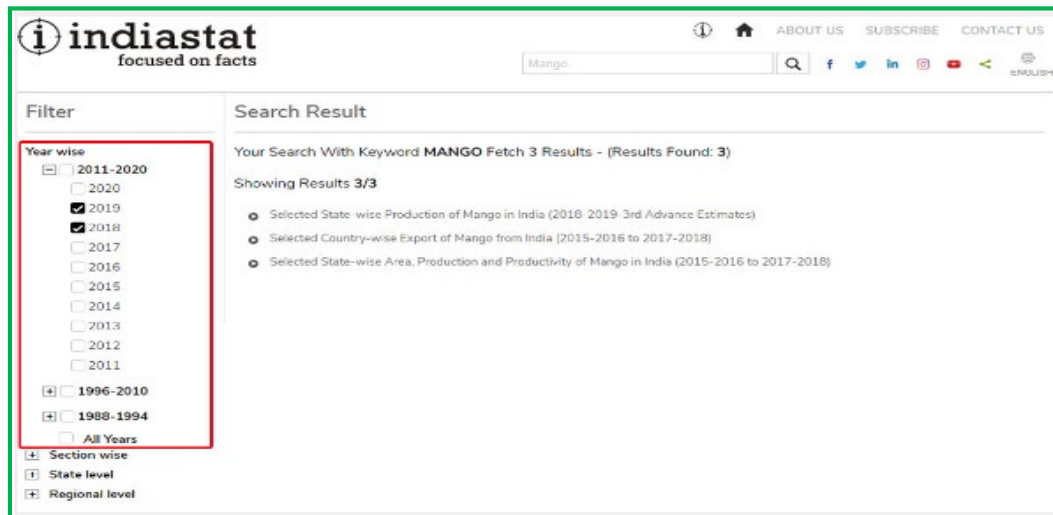
Selected Country-wise Export of Cashew Kernels (Wholes) from India (2019-2020 and 2020-2021-upto June 2020)

Countries	Value (Rs. in Lakh)		Quantity (In ' 000 Kg.)	
	2019-2020	2020-2021*	2019-2020	2020-2021*
Afghanistan Tis	1920.03	-	370.00	-
Algeria	337.46	-	74.00	-
Angola	0.01	2.17	0.00	0.35
Armenia	181.50	-	27.50	-
Austria	555.19	-	90.93	-
Baharain Is	4227.12	540.44	726.52	87.80
Belgium	5357.17	848.77	961.45	148.55
Bhutan	4.48	6.62	0.81	1.04
Bolivia	0.00	-	0.00	-
Botswana	0.09	-	0.01	-
Brunei	474.77	158.51	84.68	27.22
Bulgaria	6.11	-	1.00	-
Canada	1278.54	156.01	239.51	25.67
Cayman Is	1.97	0.35	0.25	0.05
Chile	2.29	-	0.26	-
China P Rp	85.58	-	16.03	-
Colombia	491.98	102.51	73.71	17.01
Congo D. Rep.	0.14	2.33	0.01	0.40
Congo P Rep	2.91	-	0.40	-
Cote D' Ivoire	-	63.49	-	16.85

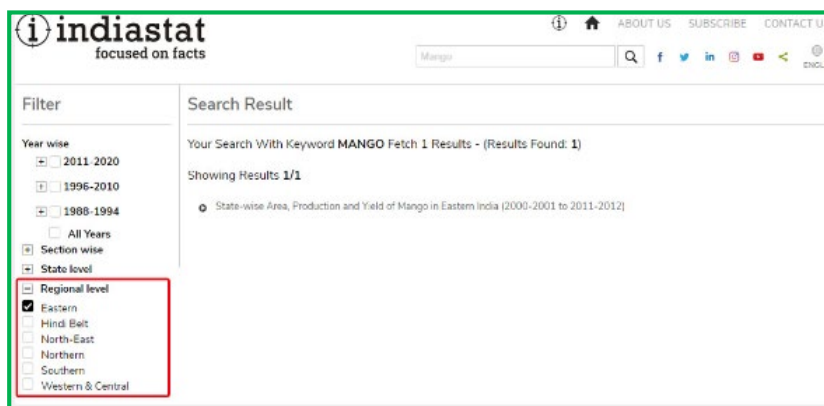
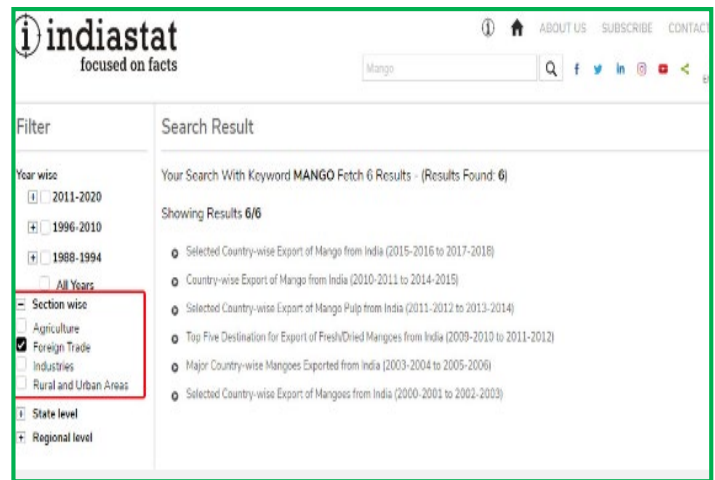
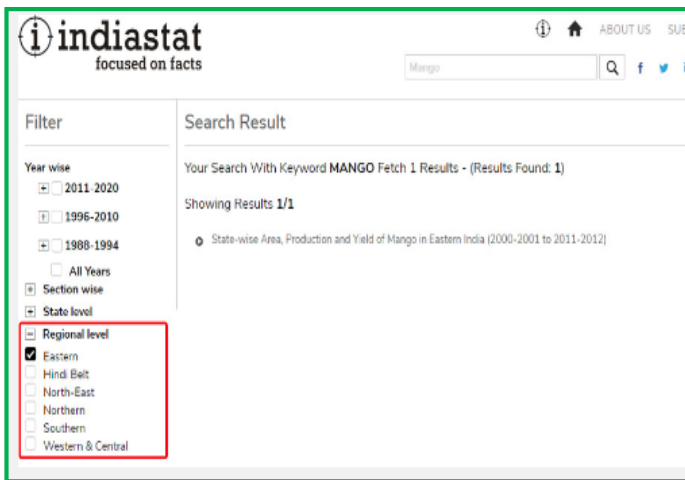
2. Filtering the search result:

The list of relevant table headings being shown as search result after providing appropriate keywords. Can be further filter based on following 4 parameters:

Filtering the result based on “**year wise data**” the result out of the search can be further narrow down year wise for the available years as shown in the image bellow.



2. Filtering the result based on “State wise”, “Section wise” Region wise”.



3. Data on the site is being provided on "AS IS" basis based upon its availability from its sources. In case search result does not show data related to the submitted keywords or phrase, a separate data request can be made using contact us form. However being a secondary level provider. No assurance can be given to provide requested data.

