



भारतीय विचारधारा का वैश्वीकरण
Globalizing Indian Thought

नालन्दा
नालन्दा - पुस्तकालय और सूचना केंद्र
Library and Information Centre
Your Strategic Learning Partner

USER GUIDE

CRISIL

An S&P Global Company

CRISIL Research



ഇന്ത്യൻ ഇൻസ്റ്റിറ്റ്യൂട്ട് ഓഫ് മാനേജ്മെന്റ് കോഴിക്കോട്
भारतीय प्रबंध संस्थान कोषिककोड
Indian Institute of Management Kozhikode
Globalizing Indian Thought

CRISIL

An S&P Global Company

CRISIL Research

[\(https://www.crisilresearch.com/\)](https://www.crisilresearch.com/)

Description

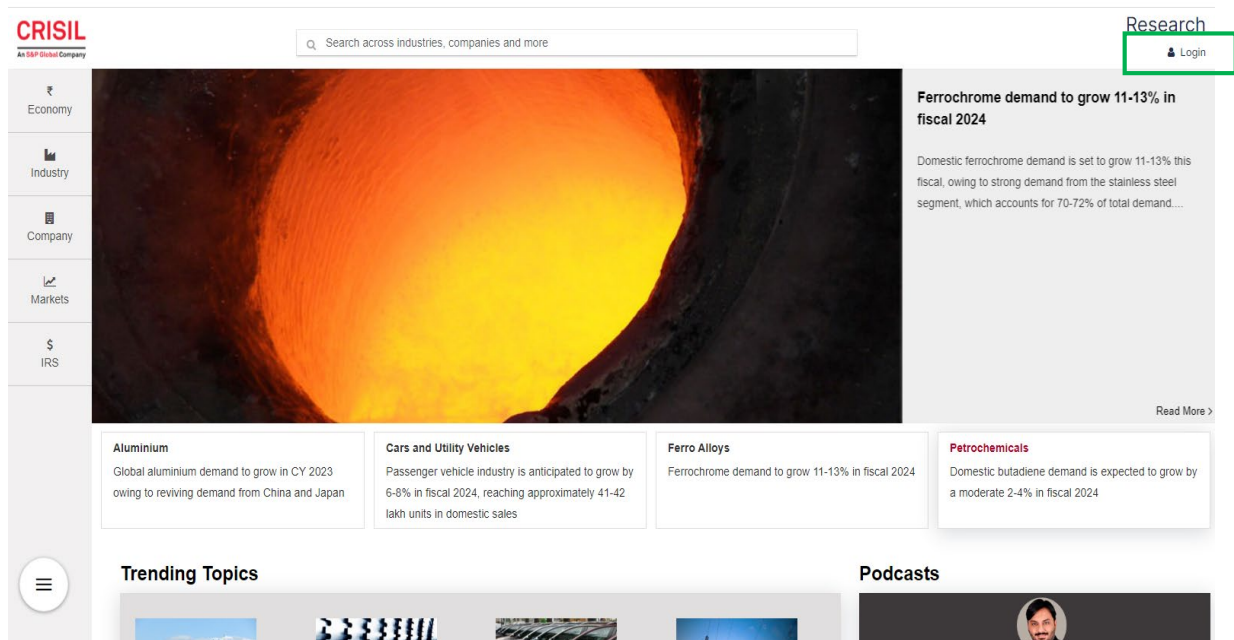
CRISIL Research is the country’s largest independent and integrated research house with strong domain expertise on Indian economy, industries and capital markets. Providing Comprehensive research coverage on the Indian economy, industries and corporates (Access to EcoView and research of 49+industries)

Major Subject Areas Covered:

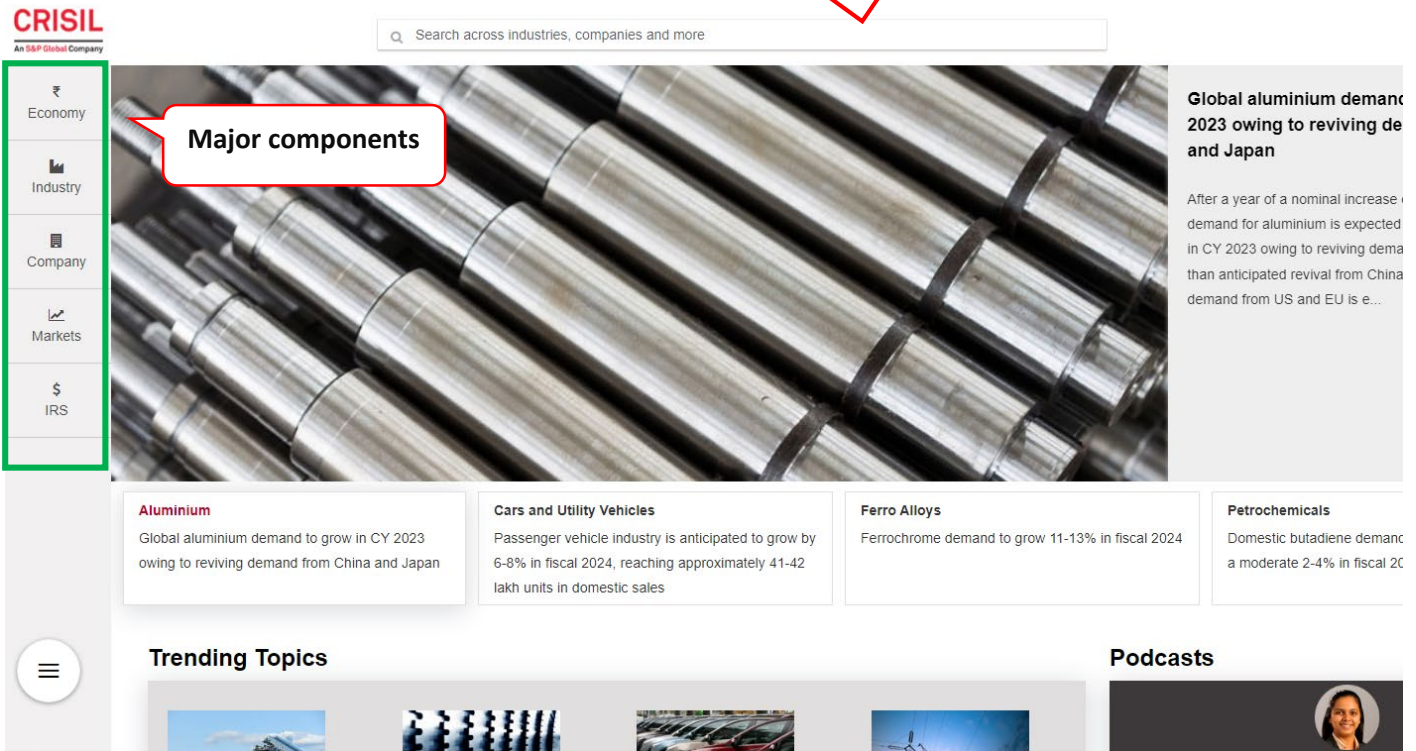
Industry Data; India Centric Content; Socio-Economic Indicators and statistics; Inflation; Company Information; Money & Banking; Market; Production;

Access Method: IP Authentication + One-time Registration using IIMK Email id

How to use: After registration log in to your account using the credentials.



Search across
companies/industry



CRISIL
An S&P Global Company

Search across industries, companies and more

Major components

- Economy
- Industry
- Company
- Markets
- IRS

Global aluminium demand 2023 owing to reviving demand from China and Japan

After a year of a nominal increase in demand for aluminium is expected in CY 2023 owing to reviving demand than anticipated revival from China demand from US and EU is e...

Aluminium
Global aluminium demand to grow in CY 2023 owing to reviving demand from China and Japan

Cars and Utility Vehicles
Passenger vehicle industry is anticipated to grow by 6-8% in fiscal 2024, reaching approximately 41-42 lakh units in domestic sales

Ferro Alloys
Ferrochrome demand to grow 11-13% in fiscal 2024

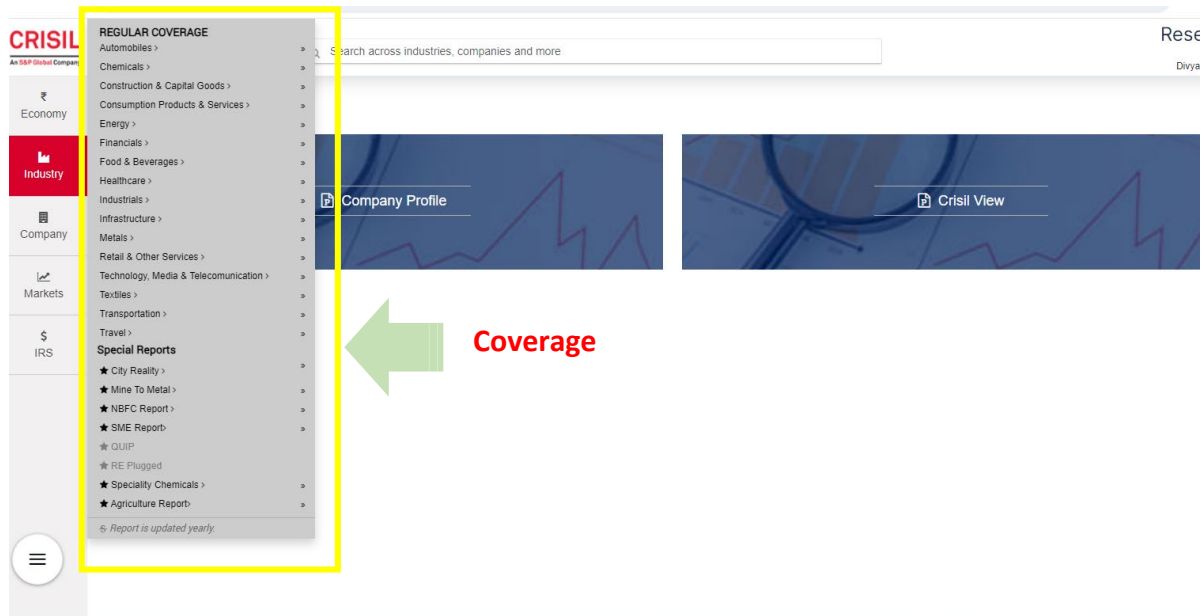
Petrochemicals
Domestic butadiene demand to grow a moderate 2-4% in fiscal 2024

Trending Topics

Podcasts

Economy

Economy section is divided into five parts Ecoview, Data & statistics, Firstcut, Economy insights, and Thought corner.



CRISIL
An S&P Global Company

Search across industries, companies and more

REGULAR COVERAGE

- Automobiles >
- Chemicals >
- Construction & Capital Goods >
- Consumption Products & Services >
- Energy >
- Financials >
- Food & Beverages >
- Healthcare >
- Industrials >
- Infrastructure >
- Metals >
- Retail & Other Services >
- Technology, Media & Telecommunication >
- Textiles >
- Transportation >
- Travel >
- Special Reports**
- ★ City Reality >
- ★ Mine To Metal >
- ★ NBFC Report >
- ★ SME Report >
- ★ QIIP >
- ★ RE Flugged >
- ★ Specialty Chemicals >
- ★ Agriculture Report >

Report is updated yearly.

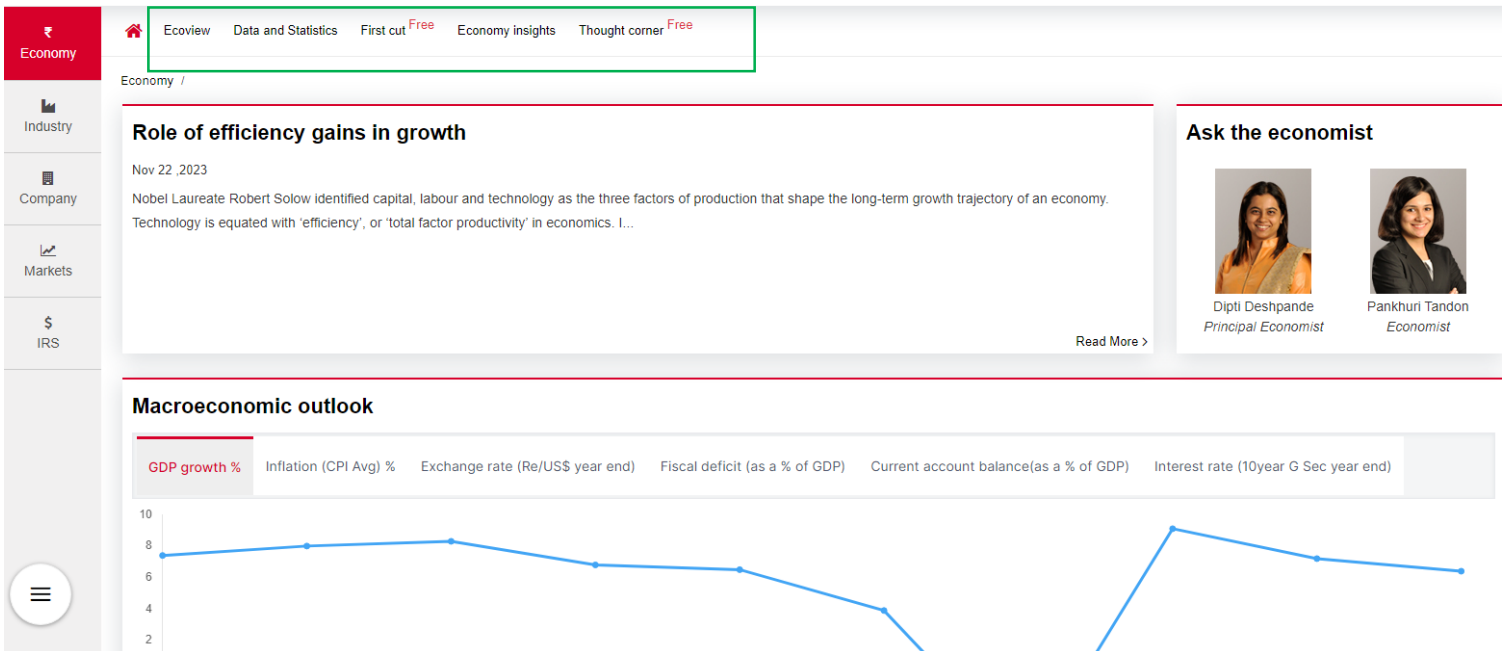
Coverage

Company Profile

Crissil View

INDUSTRY

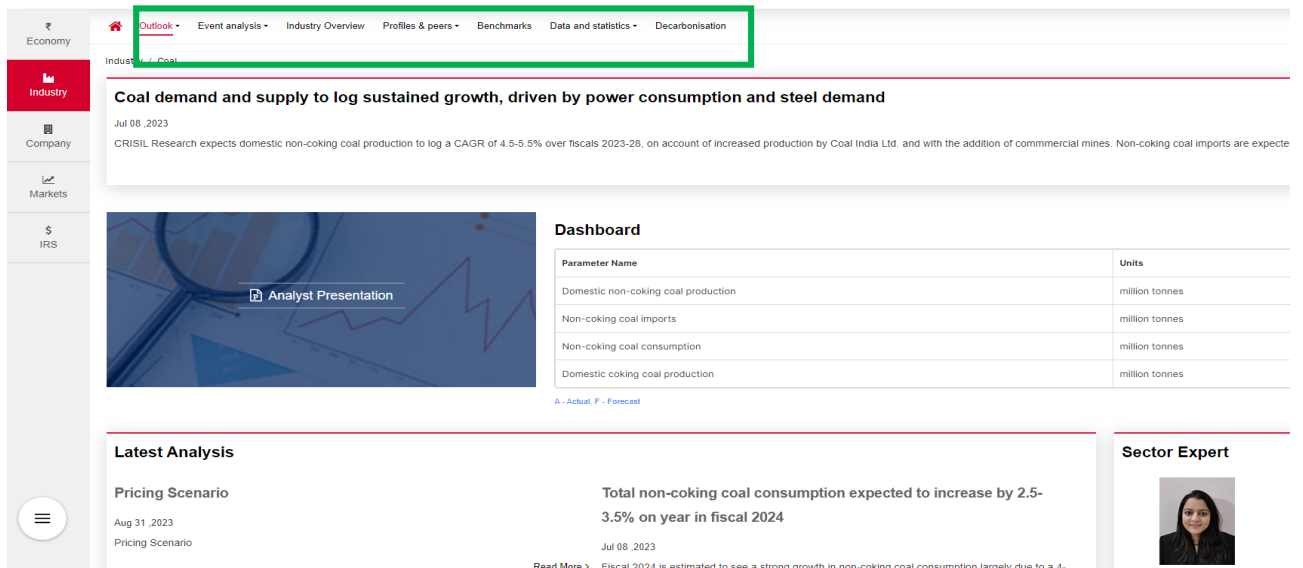
The industry divided into 7 distinct sections, some of which may have subsections as well.



Industry top navigation (Expanded view). All sectors will not have subsections.

Outlook	Event analysis	Industry Overview
<ul style="list-style-type: none"> • Our view • Dashboard • Monthly review & outlook • Results corner • Thought corner • Thematic studies • Analyst 	<ul style="list-style-type: none"> • Impact analysis • Latest news & analysis 	<ul style="list-style-type: none"> • Overview • Demand & supply • Government regulations • Prices & profitability • Manufacturing process • Working capital analysis • Risk profile factors

Profiles & peers	Data statistics	Benchmarks	Upcoming projects
<ul style="list-style-type: none"> • Company profiles • Peer comparison 	<ul style="list-style-type: none"> • Operational data • Financial data • Rating distribution & transition 		



Coal demand and supply to log sustained growth, driven by power consumption and steel demand

Jul 08, 2023

CRISIL Research expects domestic non-coking coal production to log a CAGR of 4.5-5.5% over fiscals 2023-28, on account of increased production by Coal India Ltd. and with the addition of commercial mines. Non-coking coal imports are expected to...

Parameter Name	Units
Domestic non-coking coal production	million tonnes
Non-coking coal imports	million tonnes
Non-coking coal consumption	million tonnes
Domestic coking coal production	million tonnes

A - Actual, F - Forecast

Latest Analysis

Pricing Scenario

Aug 31, 2023


Pricing Scenario

Total non-coking coal consumption expected to increase by 2.5-3.5% on year in fiscal 2024

Jul 08, 2023

Read More > Fiscal 2024 is estimated to see a strong growth in non-coking coal consumption largely due to a 4...

Sector Expert



COMPANY

The company section has company profiles consolidated from all industries for easy access.



Company >> Company profile

You can search based on
Company name / Sector
name /Region

Company Name	Sector Name	Region
<input type="text"/>	<input type="text"/>	<input type="text"/>
<input type="checkbox"/> Rio Tinto Alcan	Aluminium	Global
<input type="checkbox"/> Norsk Hydro	Aluminium	Global
<input type="checkbox"/> Alcoa	Aluminium	Global
<input type="checkbox"/> Chalco	Aluminium	Global
<input type="checkbox"/> Rusal	Aluminium	Global
<input type="checkbox"/> Hindalco	Aluminium	East
<input type="checkbox"/> Nalco	Aluminium	East
<input type="checkbox"/> Val	Aluminium	South
<input type="checkbox"/> Denso India Ltd.	Automotive Components	Pan India

MARKETS

Capital market sections broadly cover the following areas.

- Fixed income
- Mutual funds
- AIF Benchmarks
- Archives

Mutual funds include Ranking, Daily performance, Fund insights.

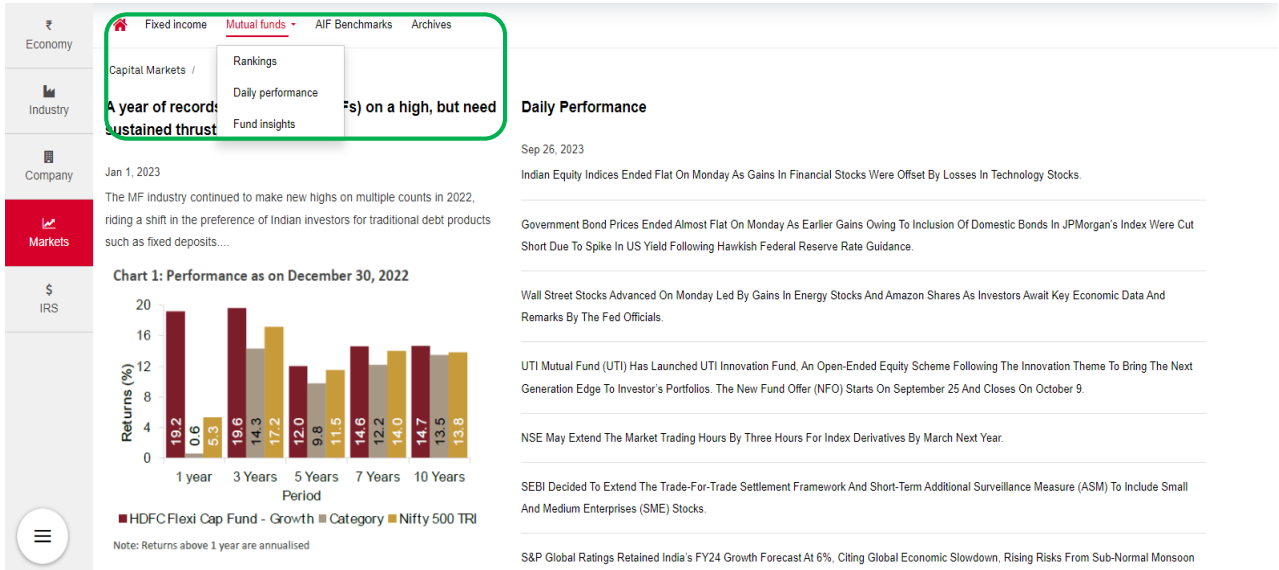
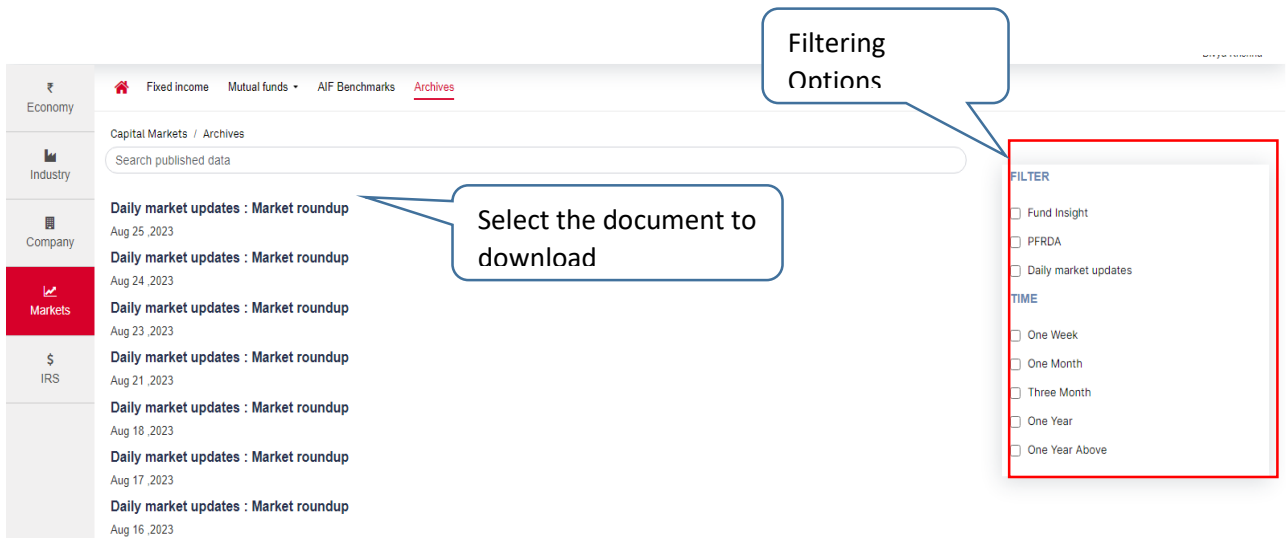


Chart 1: Performance as on December 30, 2022

Period	HDFCFlexi Cap Fund - Growth	Nifty 500 TRI
1 year	19.2	0.6
3 Years	19.6	14.3
5 Years	17.2	12.0
7 Years	11.5	14.6
10 Years	14.7	13.5

Note: Returns above 1 year are annualised

Capital markets >> Archives >> Daily market update

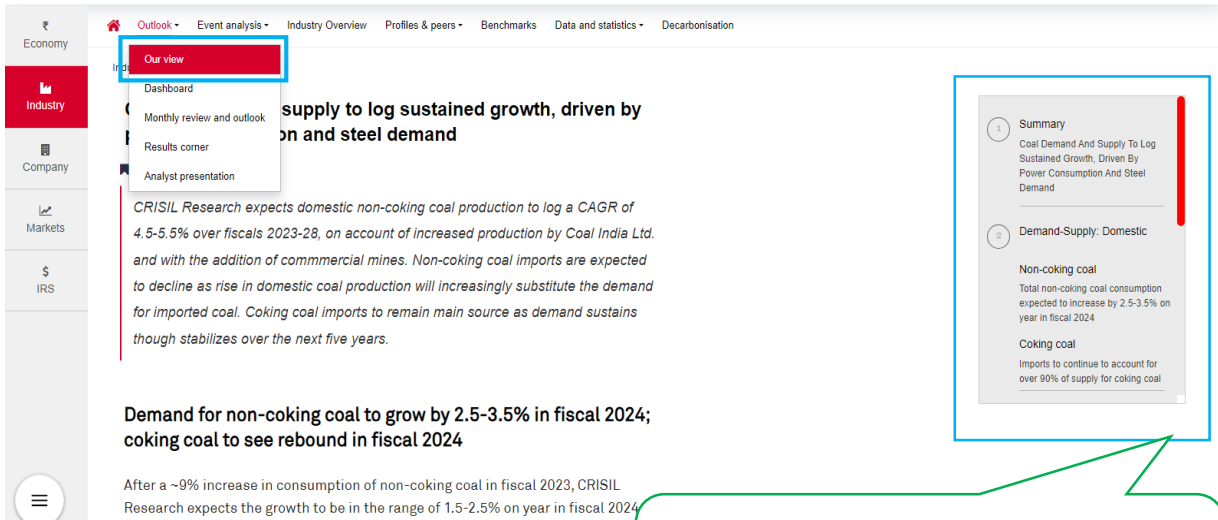


IRS

The Industry Risk Score (IRS) is CRISIL's multi-factor assessment model capturing the influence of industry variables on the credit profile and debt repayment ability of companies in a specific industry over a 3-4-year horizon.

Industry >> Outlook >> overview

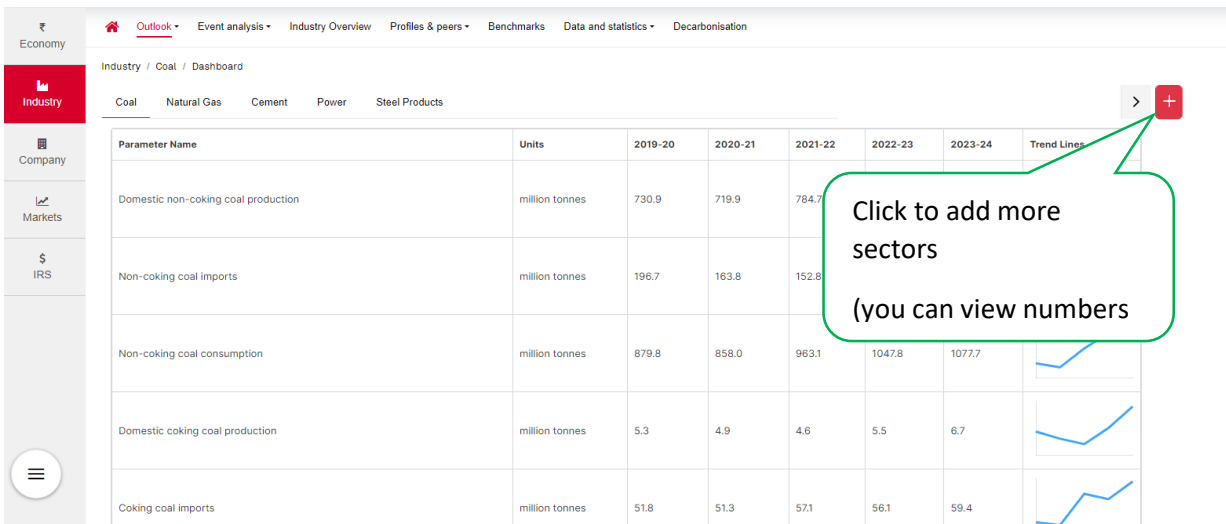
Here you will find our 3-5-year outlook of the industry.



Used to navigate to various topics for our outlook on overall in industry(summary), demand, supply, etc.

Industry >> Outlook >> Dashboard

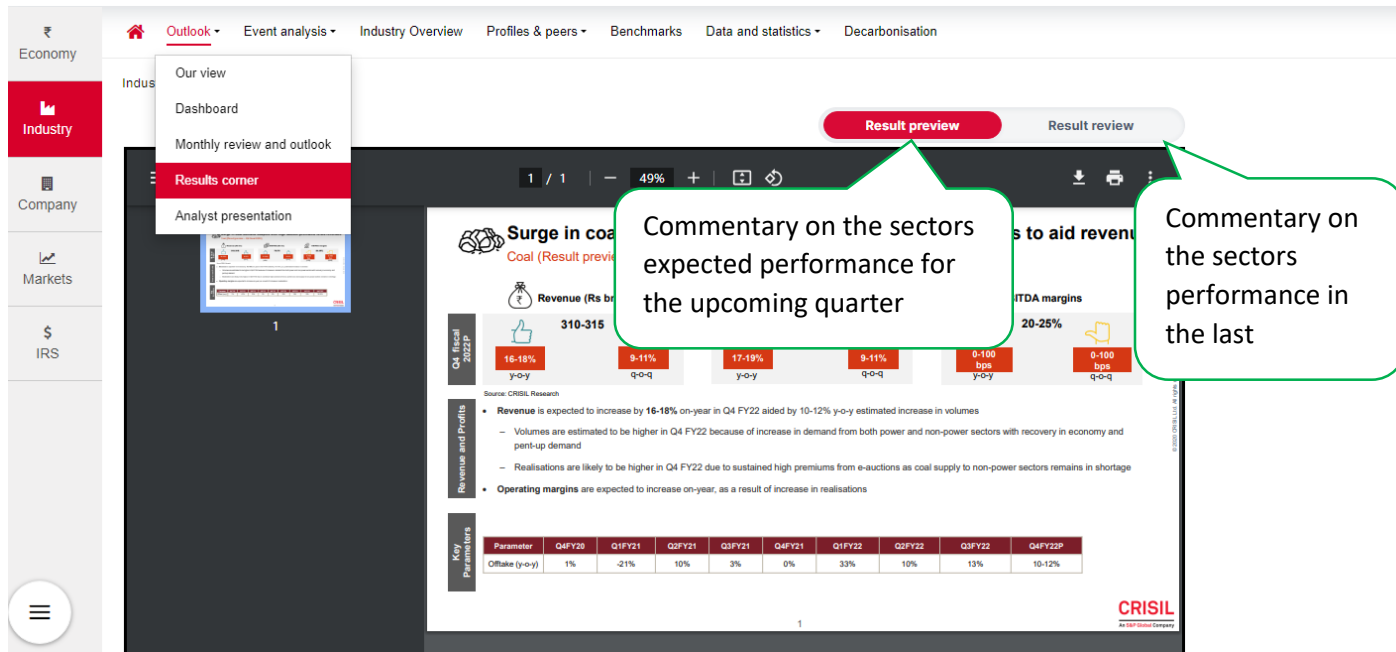
Single view of past numbers and our calls on all major parameters for each sector and their related sectors.



Parameter Name	Units	2019-20	2020-21	2021-22	2022-23	2023-24	Trend Lines
Domestic non-coking coal production	million tonnes	730.9	719.9	784.7			
Non-coking coal imports	million tonnes	196.7	163.8	152.8			
Non-coking coal consumption	million tonnes	879.8	858.0	963.1	1047.8	1077.7	
Domestic coking coal production	million tonnes	5.3	4.9	4.6	5.5	6.7	
Coking coal imports	million tonnes	51.8	51.3	57.1	56.1	59.4	

Industry >> Outlook >> Result corner

Glimpse on the industries performance over the last quarter and our expectations from the upcoming quarter.



Result preview | Result review

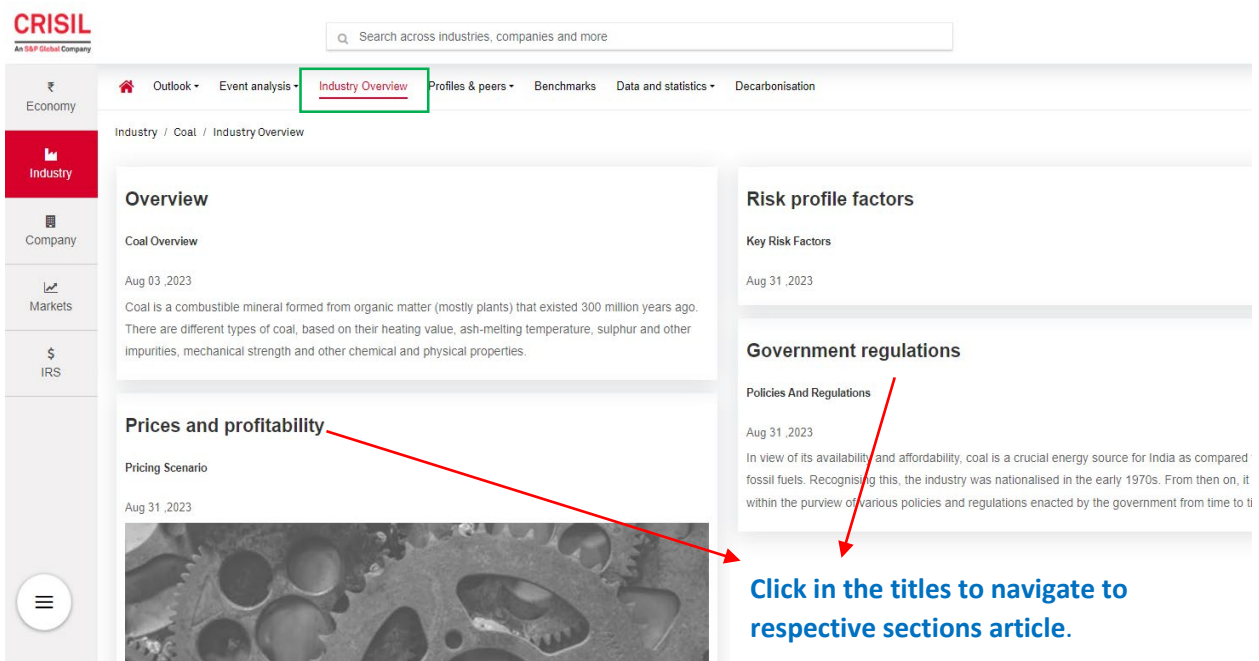
Commentary on the sectors expected performance for the upcoming quarter

Commentary on the sectors performance in the last

Parameter	Q4FY20	Q1FY21	Q2FY21	Q3FY21	Q4FY21	Q1FY22	Q2FY22	Q3FY22	Q4FY22P
Offtake (y-o-y)	1%	-21%	10%	3%	0%	33%	10%	13%	10-12%

Industry >> Industry overview

It will give the industry information. sections here help you get a basic understanding of the industry like the demand supply dynamics, risks, working capital requirements, manufacturing processes, regulations, etc.



Overview

Prices and profitability

Risk profile factors

Government regulations

Click in the titles to navigate to respective sections article.