



भारतीय विचारधारा का वैश्वीकरण  
Globalizing Indian Thought

**नालन्दा**  
नालन्दा - पुस्तकालय और सूचना केंद्र  
Library and Information Centre  
Your Strategic Learning Partner

## USER GUIDE

ACM  DIGITAL LIBRARY



ഇന്ത്യൻ ഇൻസ്റ്റിറ്റ്യൂട്ട് ഓഫ് മാനേജ്മെന്റ് കോഴിക്കോട്  
भारतीय प्रबंध संस्थान कोषिककोड  
Indian Institute of Management Kozhikode  
Globalizing Indian Thought



[\(https://dl.acm.org/\)](https://dl.acm.org/)

## Description:

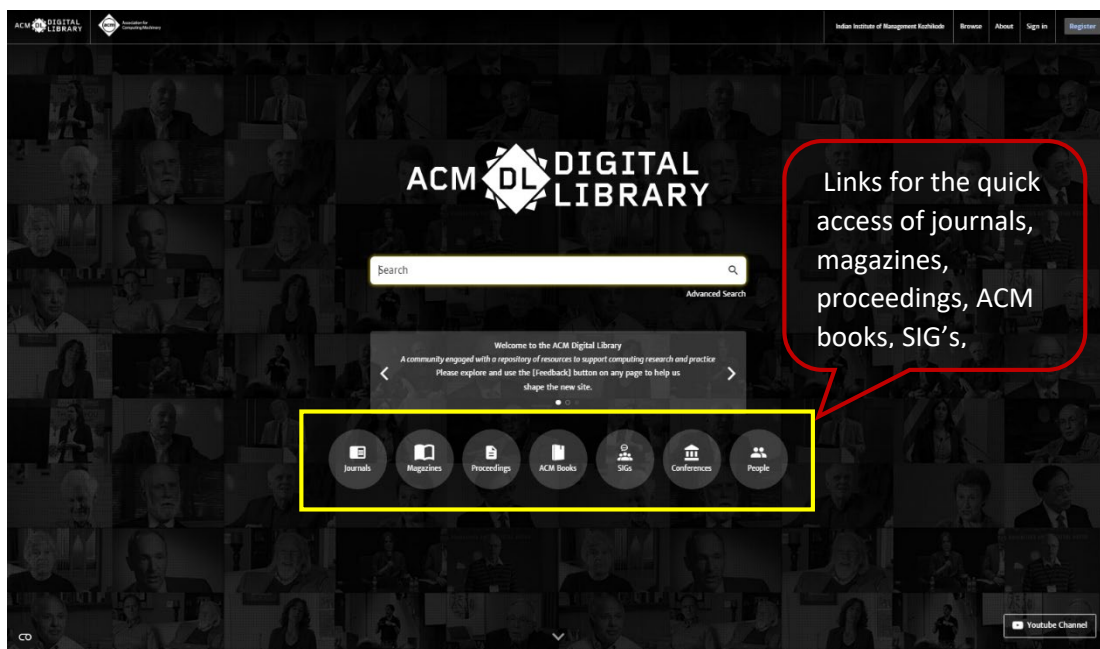
A platform for study, discovery, and networking, the ACM Digital Library includes: The Full-Text Collection of all ACM publications, including journals, conference proceedings, technical magazines, newsletters, and books.

## Major Subject Areas Covered:

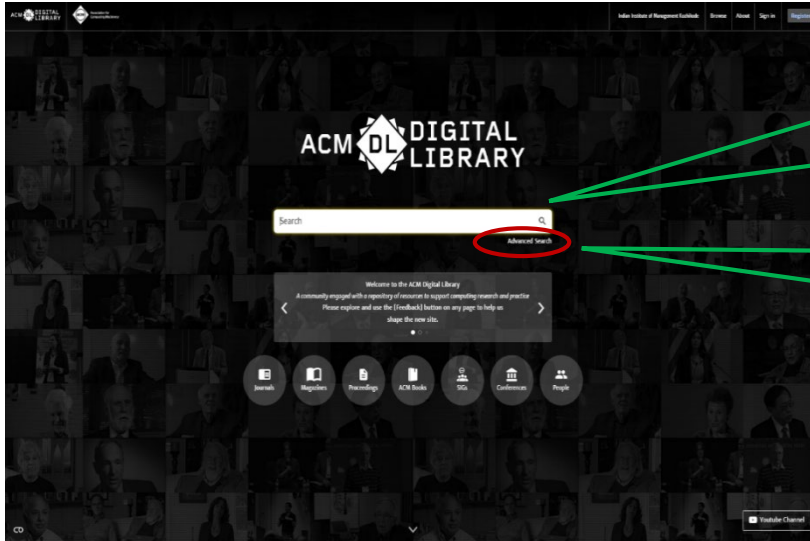
Academic literature

**Access Method:** IP Authentication + No Registration

## How to use:



## ➤ Basic Search & Advanced search



Searching for People, Publications, and Content is possible with the Basic Search. Boolean operators AND, OR, and NOT (with capital letters) are also supported.

Advanced search is right below the basic search box. Boolean operators AND, OR and NOT can be applied.

Advanced search allows you to refine your search parameters.

Searching Full text only or also including The guide to computing literature bibliometric index

Search for words contained in the article citation or other associated metadata.

Can add content filters such as for terms related to article supplemental materials, general computing subject area, publisher and more.

Define the publication date range for their search result.

### Advanced Search

Search

Search anything within the ACM Digital Library or go to your [Saved Searches](#)

Search items from: The ACM Full-Text collection

Search Within Anywhere Enter Search term

Filters Published in Match All Enter Search term

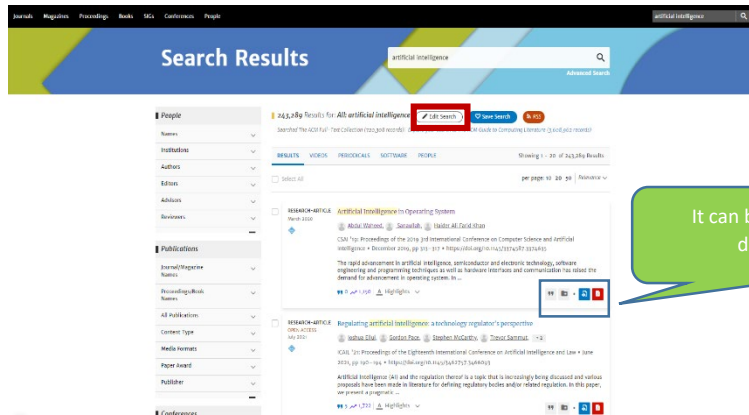
Publication Date All dates Last Custom range

From: Select Month Select Year

To: Select Month Select Year

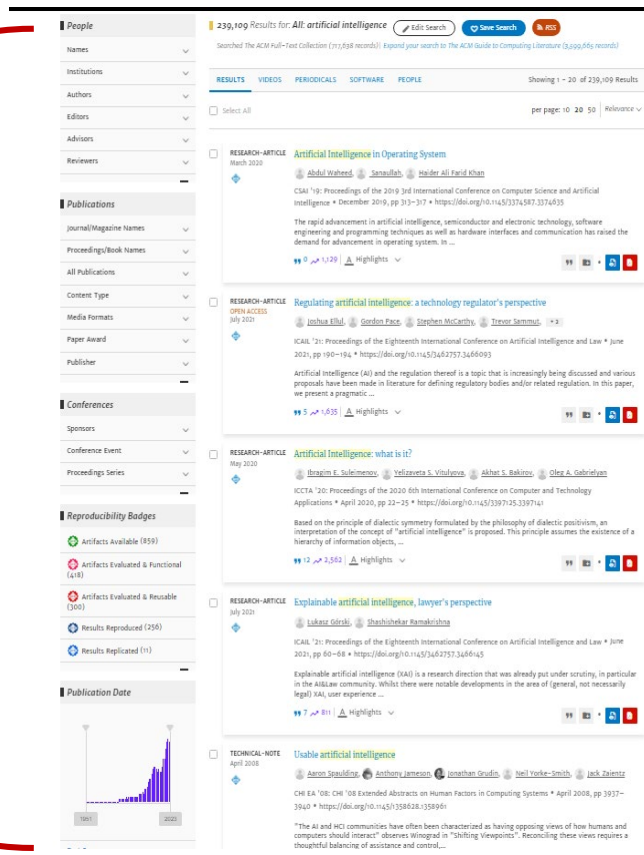
Clear Search

You can also *edit search* according to the need.

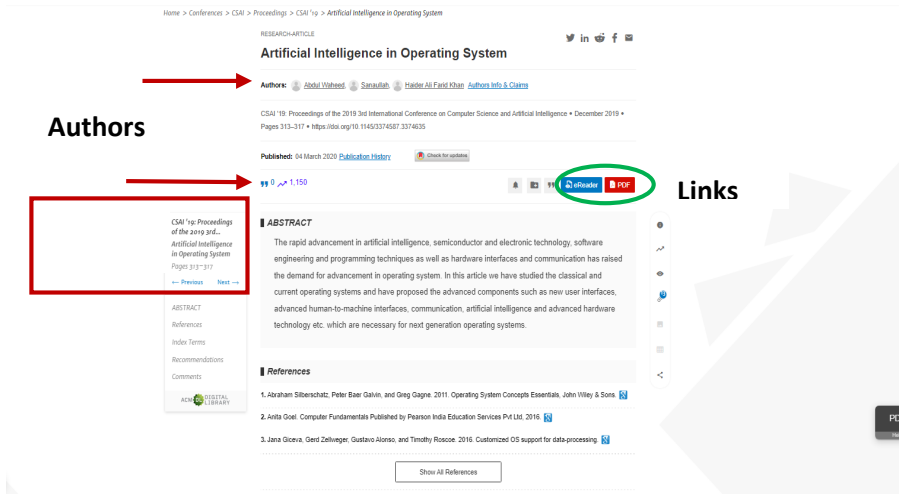


It can be read in online / download pdf

Search results can be filtered by people, publication information, Conferences, Reproducibility Badges and Publication Date.

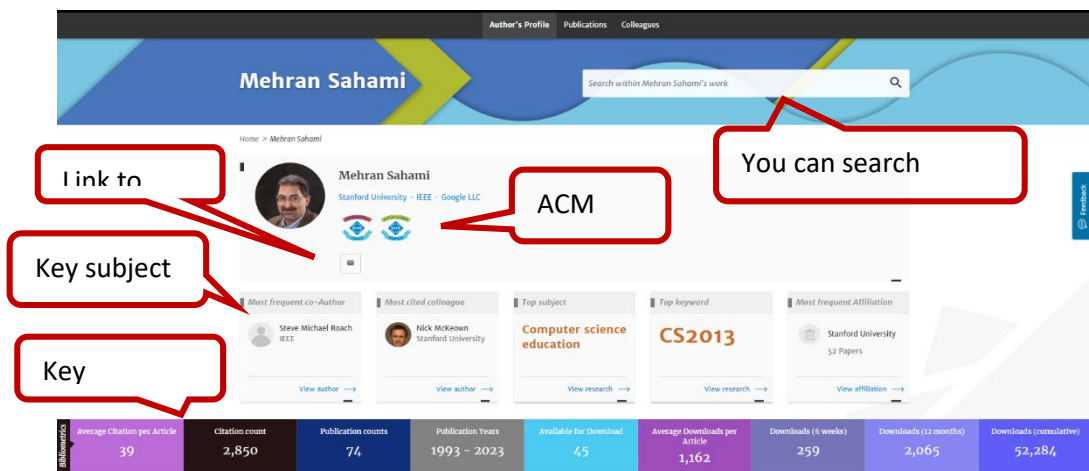


Click the article title you needed and go to the article citation page. Here you can find the article authors, links to full text, bibliometrics, publication navigation etc.

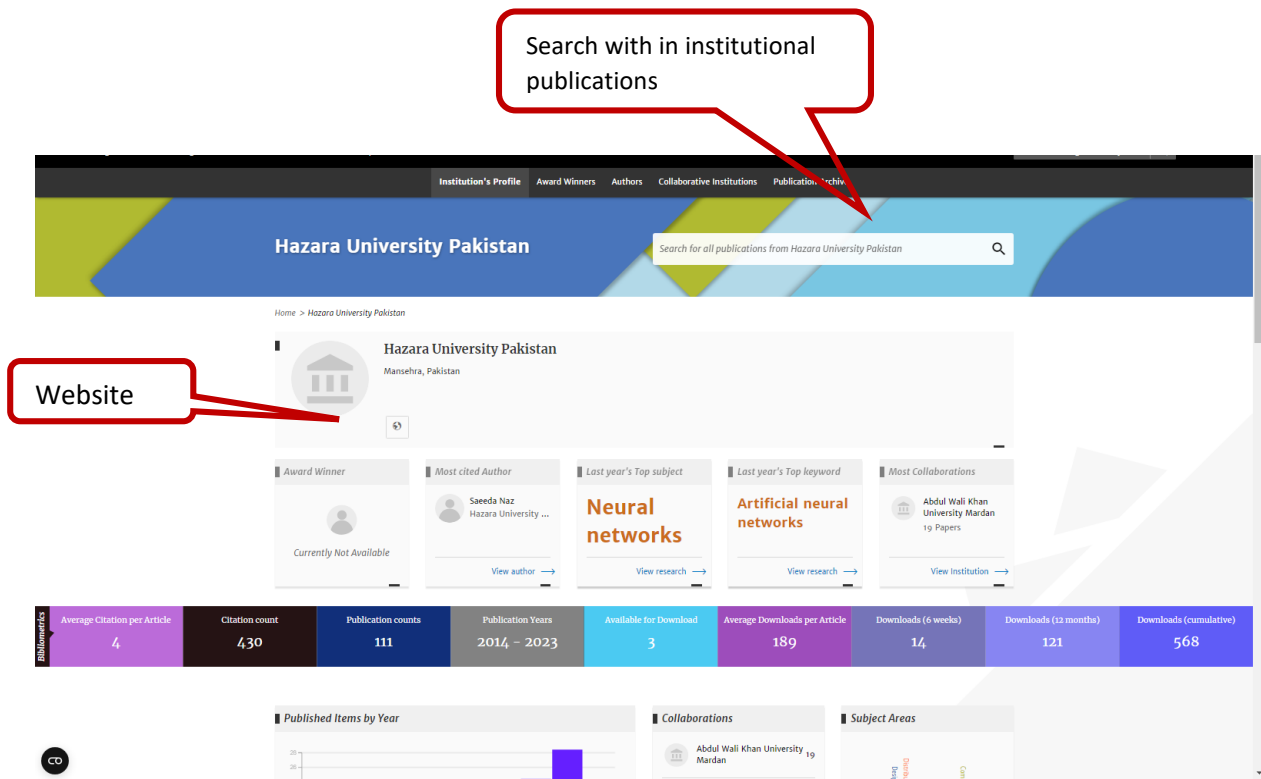


➤ **Authors Profile**

Click on the name of the author for showing author's profile. This page contains a search option with in the works of the author, a link to author's email and website, the ACM awards he got, his key subject area and collaborations, Key Bibliometrics, Detailed Subject Areas & Collaborators, Latest Publications, and Most Cited and Most Downloaded Articles



- Clicking on the university or institution name will take you to the institution's profile page.



It also includes Award Winners, Most Cited Author, Key Subject Areas in Research, Top Collaborating Institution, Key Bibliometrics, Institutional Collaborators, Article Output Over Time, Core Research Subject Areas, Most Cited and Most Downloaded Articles at the Institutional Level.

### ***How to personalize your ACM web account?***

To create web account , Go to <http://www.acm.org/dl>


Click Register button in the upper right hand corner of the home page.

Enter your mail id (use IIMK mail id) and add details. Confirm your account once you have received the email from ACM

Then sign in using the credential.

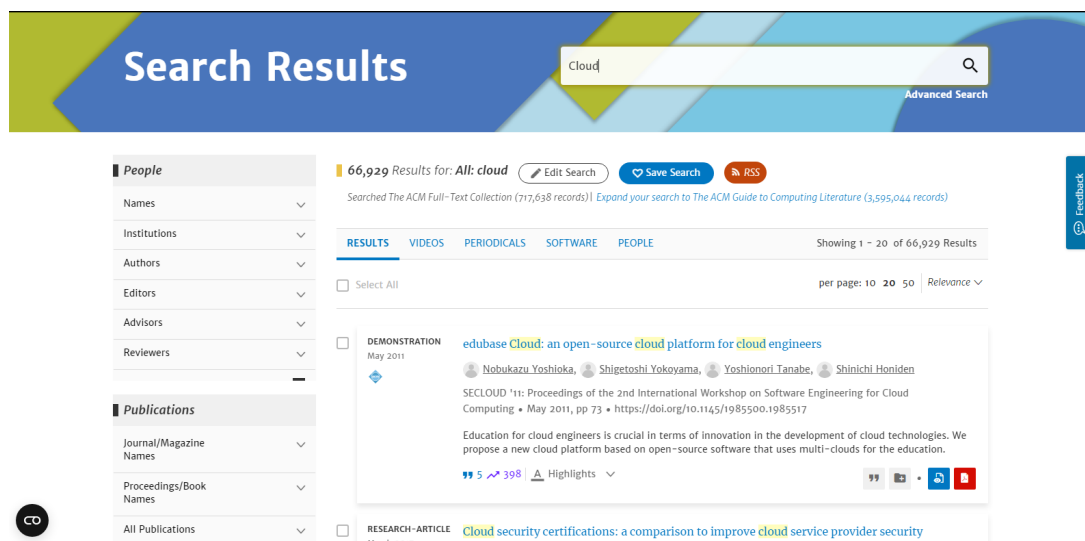
## ACM Web Account – Uses


Allows to create Binders (like folder) to save articles and notes, and share them with friends. Save Search queries and set up Content Alerts.

 You can save your searches

You can locate and regenerate saved searches in your web account profile.

Click on your name in the upper right-hand corner >> go to your Profile >> My saved searches



 You can create, add articles to **binders**, and share to others (authorized users only).

To create binders

Log in to your web account >> Click your name >> Select my binders >> Create a binder

Create a new binder with name and description. For adding articles to this binder search and select the article and add to the binder.

For sharing the binder

My binder >> Share binder

- ✚ Set up alerts for conferences and proceedings, new content, citations on articles, and when magazines and journals release a new issue.



You can create an alert by selecting the alert button.

You can also edit & delete your alerts by going into [My profile](#) >> [Alerts](#)