

USER GUIDE

ynos | Gateway To India's
Startups & Investors



(<https://www.ynos.in/>)

Description

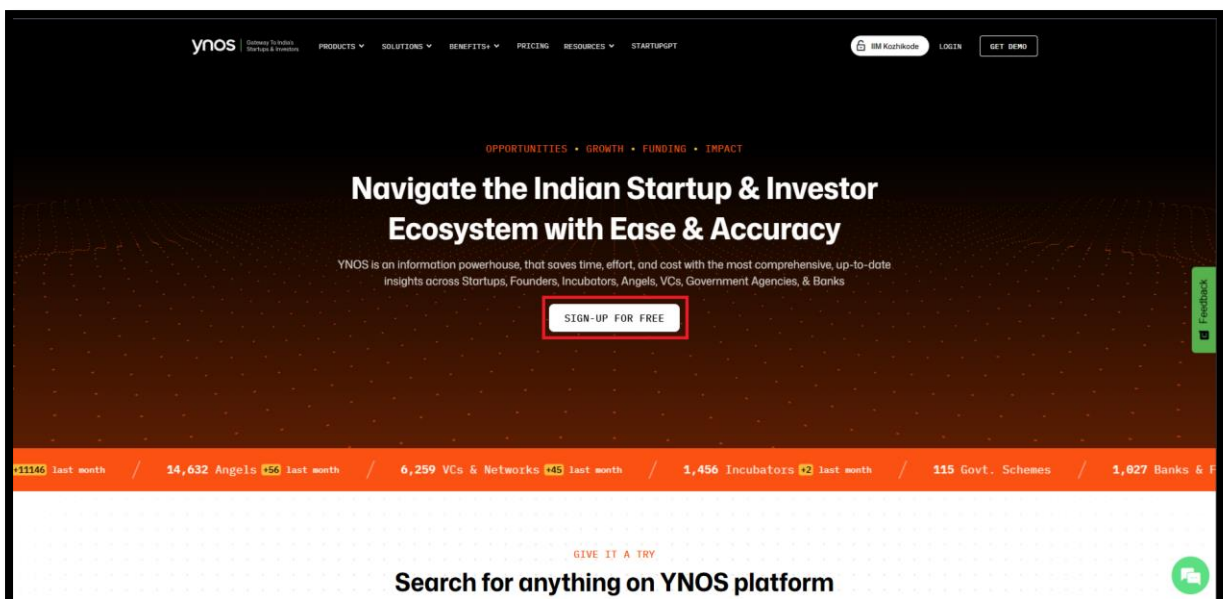
YNOS is the largest database on the Indian start-up ecosystem and brings together information on startups, founders, angel investors, venture capital firms, government funding sources and debt funding in a single location. The search and filtering feature helps to analyse the start-up landscape in a million ways. The coverage of the YNOS repository includes: startups, 10,790+ angel investors, 4,730+ venture capitalists and networks, 960+ incubators, government schemes, 311,140+ founders, 57,630+ deals, and information on 560+ banks & financial institutions for debt funding

Major Subject Areas Covered: Startup, Angels, VCs, Incubators, Insight, Govt. funding

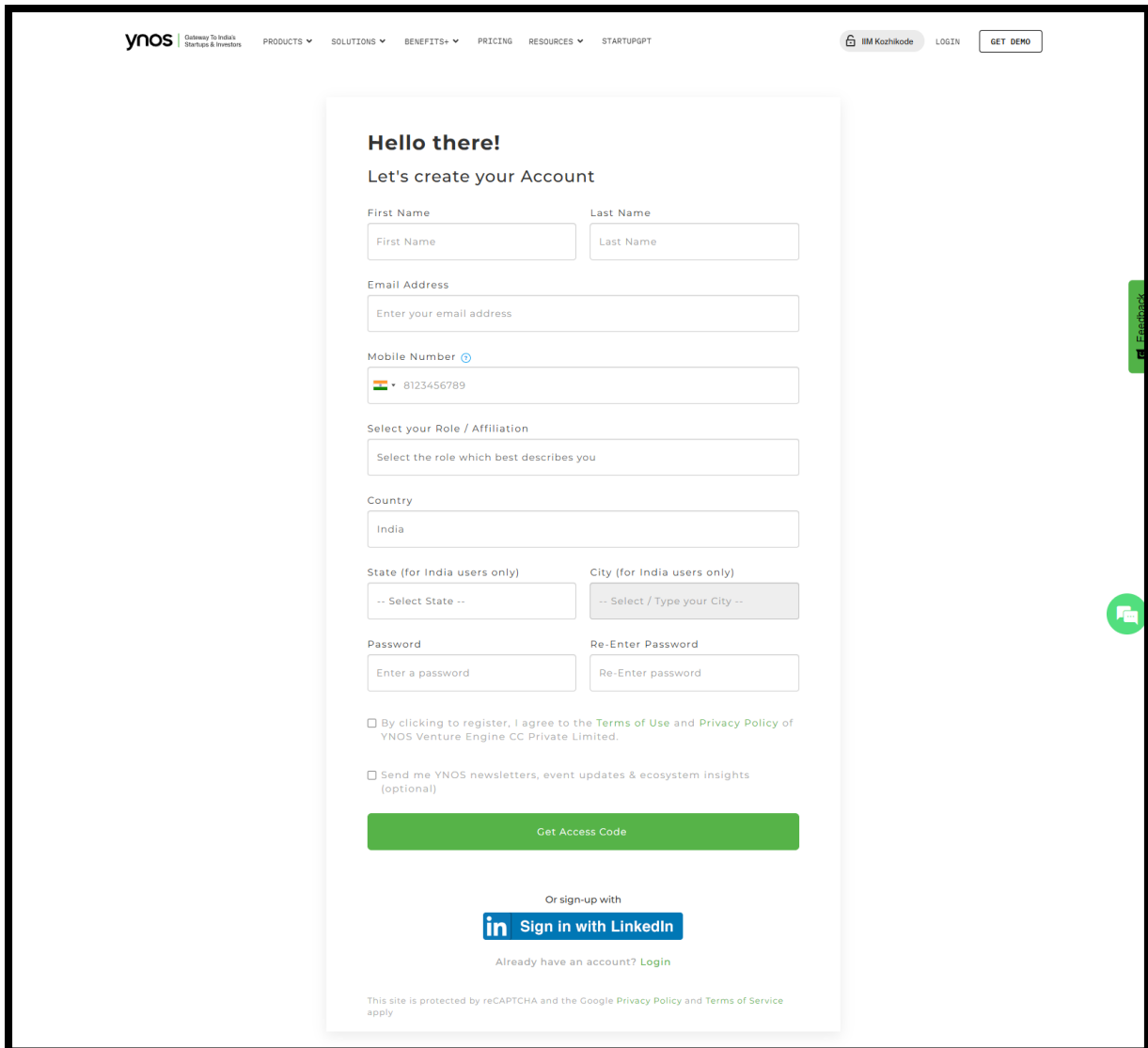
Access Method: IP Authentication + One Time Registration

Registration Steps:

1. Open the YNOS platform homepage and click on the registration/sign-up option to begin creating your account.

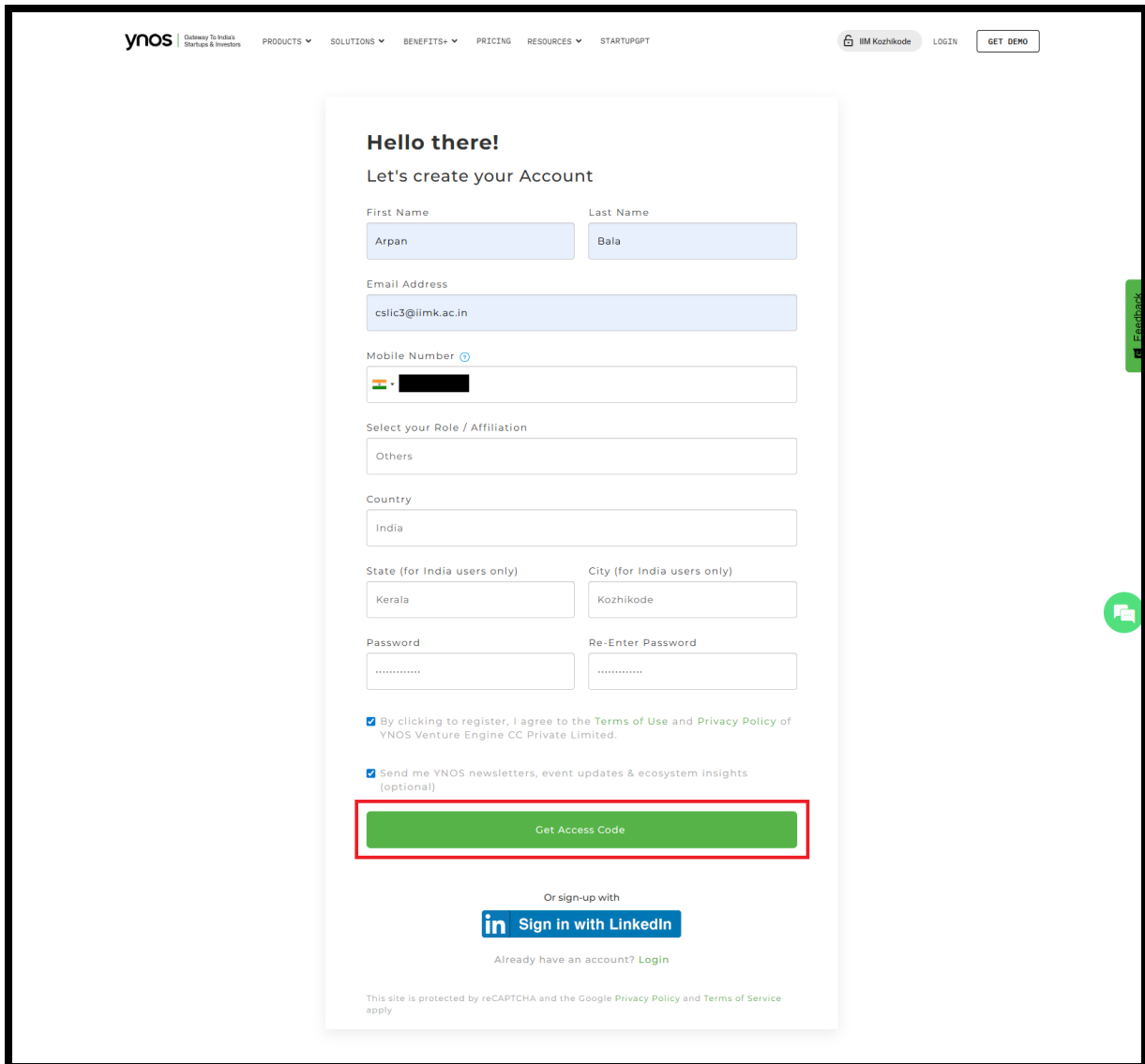


2. Enter your basic details such as name, email ID and password in the registration form.



The screenshot shows the registration page for YNOS. The page has a navigation bar at the top with the YNOS logo and menu items: PRODUCTS, SOLUTIONS, BENEFITS+, PRICING, RESOURCES, and STARTUPGPPT. On the right side of the navigation bar, there are links for 'IIM Kozhikode', 'LOGIN', and 'GET DEMO'. The main content area is a registration form titled 'Hello there! Let's create your Account'. The form includes fields for 'First Name', 'Last Name', 'Email Address', 'Mobile Number' (with a dropdown for country and a pre-filled number '8123456789'), 'Select your Role / Affiliation', 'Country' (pre-filled with 'India'), 'State (for India users only)' (a dropdown menu), 'City (for India users only)' (a dropdown menu), 'Password', and 'Re-Enter Password'. Below the form, there are two checkboxes: one for agreeing to the Terms of Use and Privacy Policy, and another for receiving newsletters. A green button labeled 'Get Access Code' is positioned below the checkboxes. At the bottom of the form, there is a 'Sign in with LinkedIn' button and a link for 'Already have an account? Login'. A footer note at the bottom of the form states: 'This site is protected by reCAPTCHA and the Google Privacy Policy and Terms of Service apply'. On the right side of the page, there is a vertical 'Feedback' button and a chat icon.

3. After filling in all required information, click on the **“Grant Access Code”** button to proceed.



ynos Gateway To India's Startups & Investors

PRODUCTS SOLUTIONS BENEFITS+ PRICING RESOURCES STARTUPPT

IM Kozhikode LOGIN GET DEMO

Hello there!

Let's create your Account

First Name: Arpan Last Name: Bala

Email Address: cslic3@iimk.ac.in

Mobile Number: [Redacted]

Select your Role / Affiliation: Others

Country: India

State (for India users only): Kerala City (for India users only): Kozhikode

Password: Re-Enter Password:

By clicking to register, I agree to the Terms of Use and Privacy Policy of YNOS Venture Engine CC Private Limited.

Send me YNOS newsletters, event updates & ecosystem insights (optional)

Get Access Code

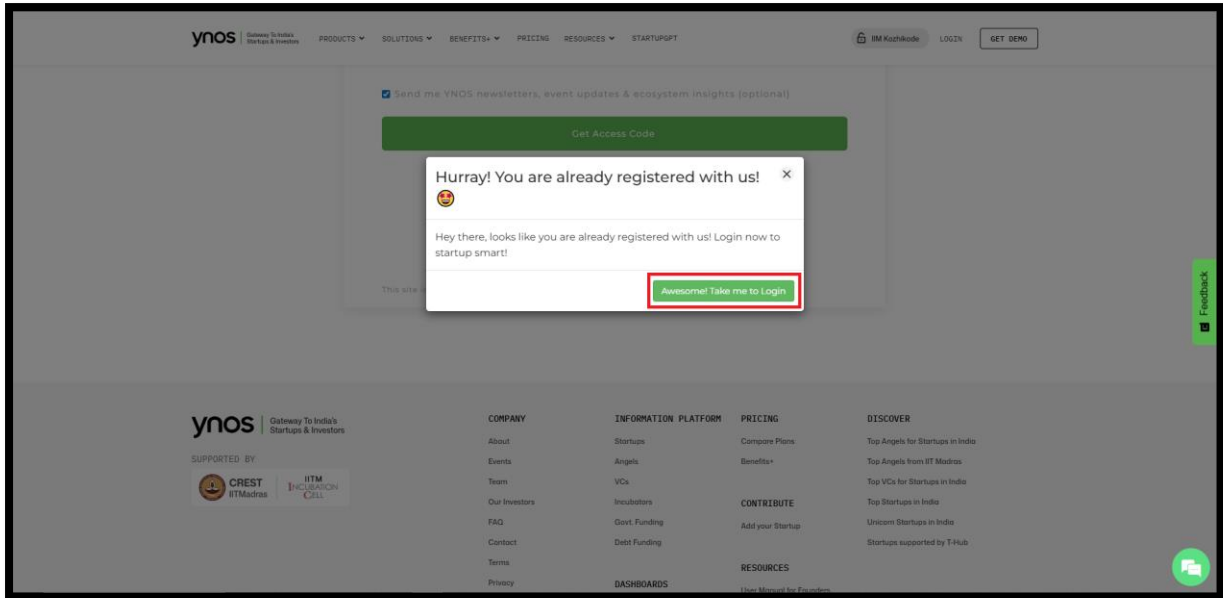
Or sign-up with

[Sign in with LinkedIn](#)

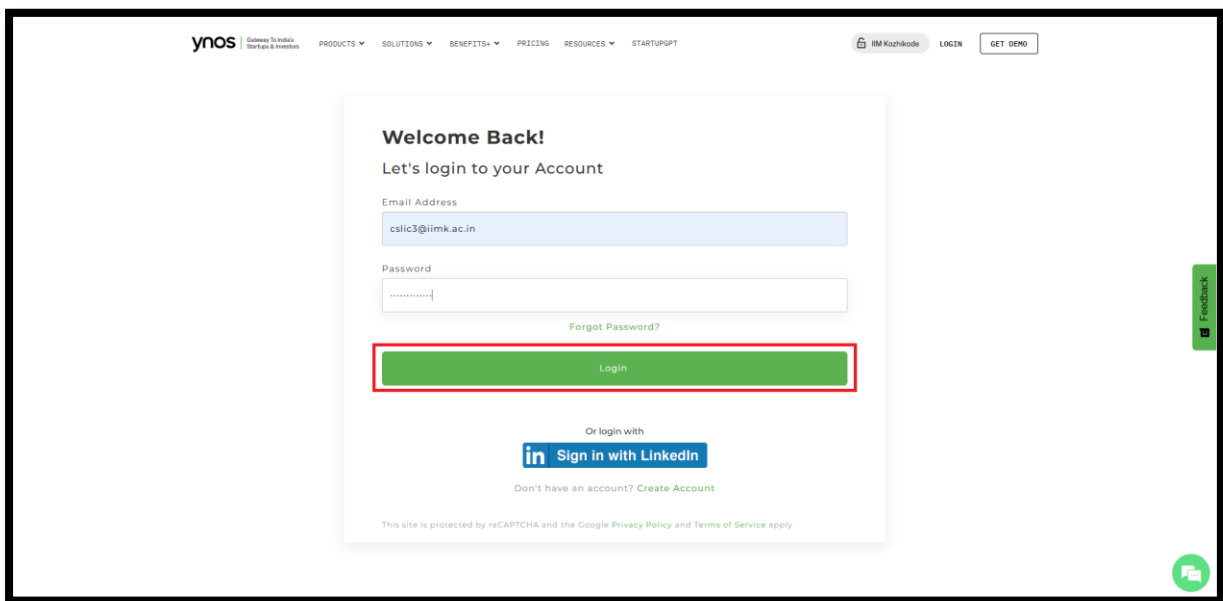
Already have an account? [Login](#)

This site is protected by reCAPTCHA and the Google Privacy Policy and Terms of Service apply

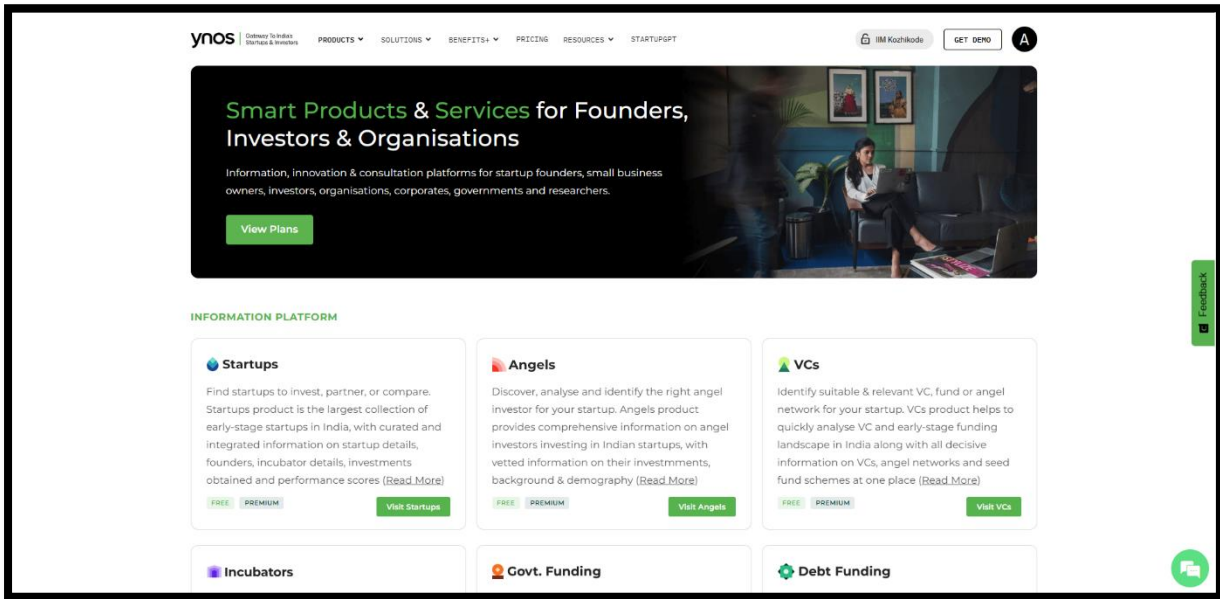
4. Check your email inbox and click on the verification link (or enter the code) to activate your account
5. After the verification, click on **“Awesome! Take me to Login”**



6. Once verified, log in to your account.



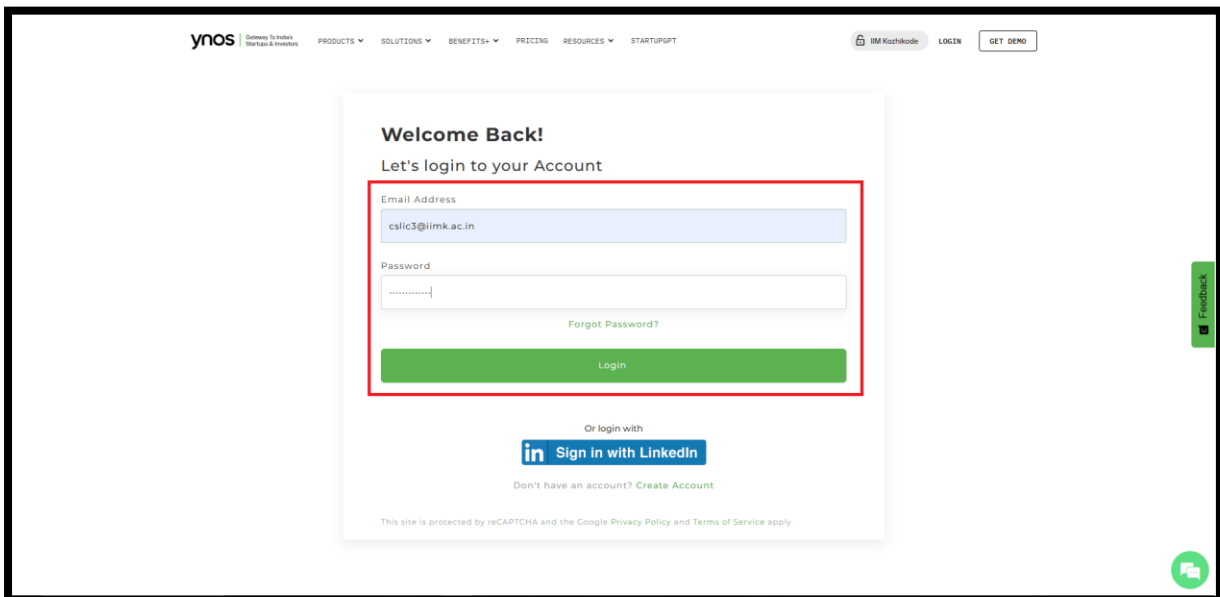
7. After login, access the YNOS dashboard and explore its feature



How to Use


1. Login to YNOS

Open the YNOS database and log in using your registered email ID and password.



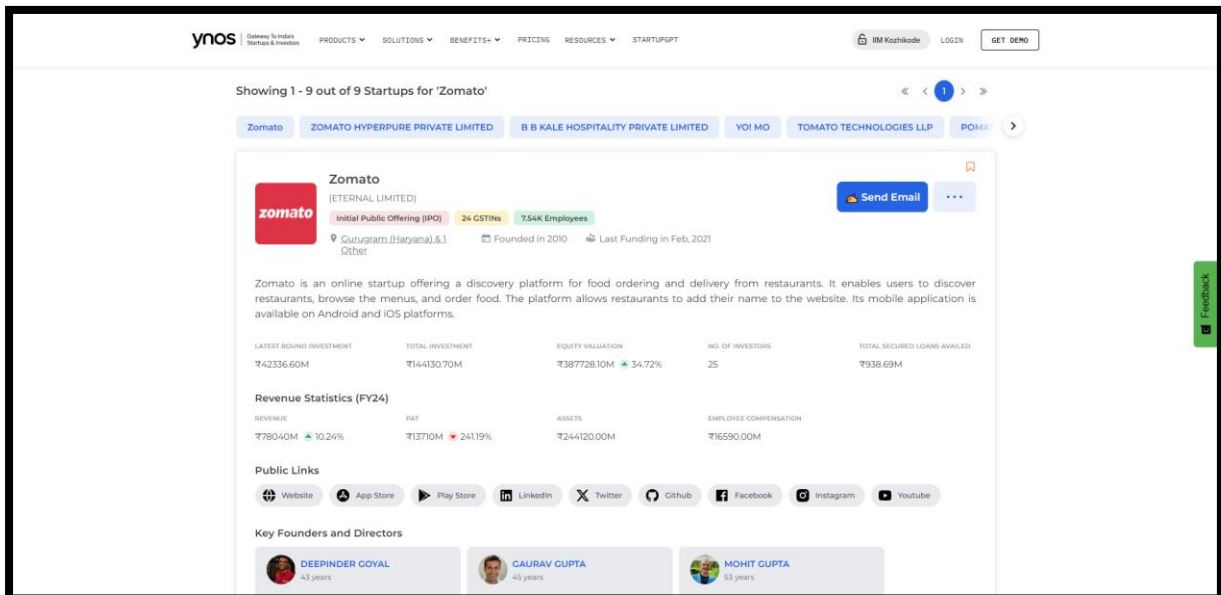
2. Enter Search Keyword

In the search bar, type any keyword related to company, startups, incubators, Govt. Funding, Debt Funding etc. Take “**Zomato**” for example and press Enter to begin the search.



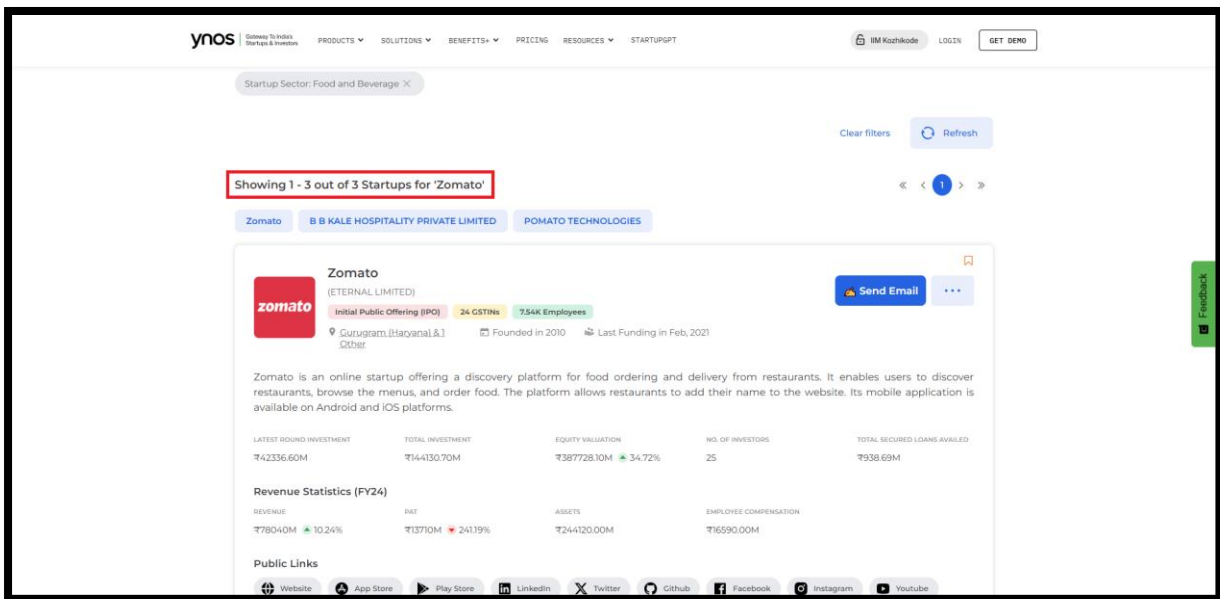
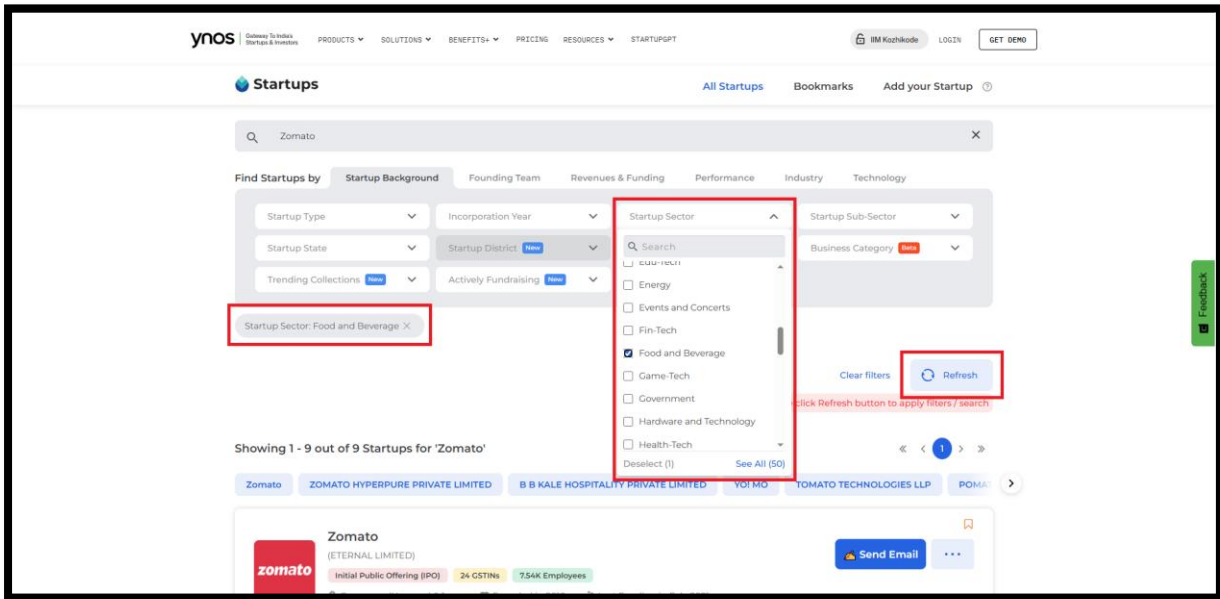
3. View Search Result

A list of results will appear showing the startup **Zomato**, along with related founders, investors and similar companies.



4. Apply filters to enhance your search result

After selecting your filters, click on **“Refresh”** to apply.



5. Download Report

You can download the report related to the company

