

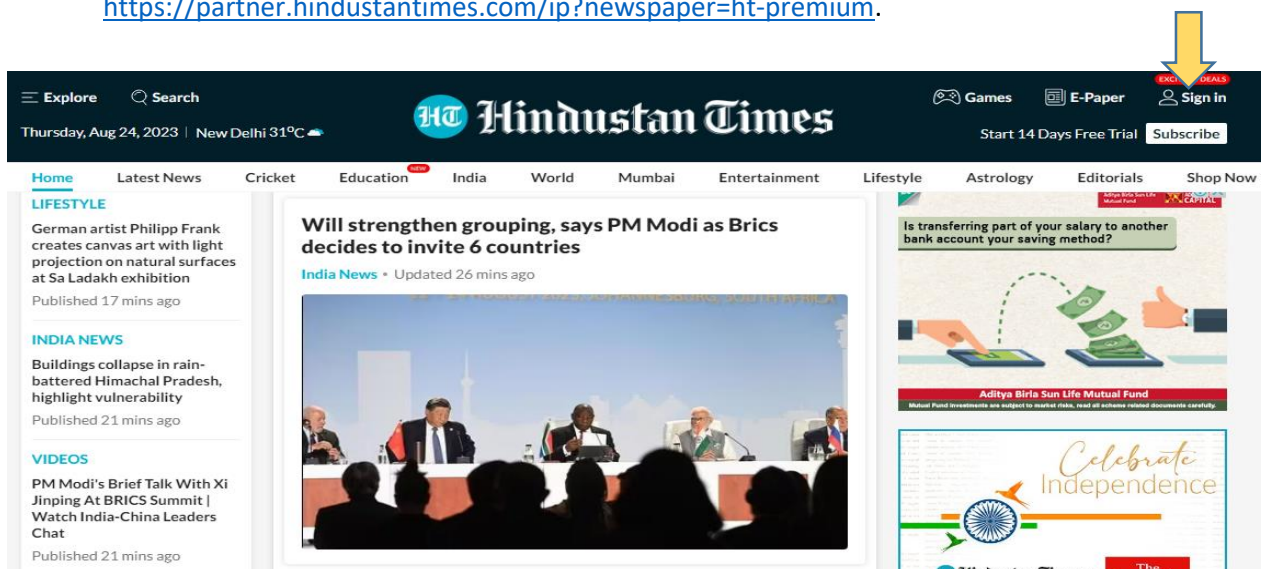
REGISTRATION STEPS

 **Hindustan Times**

HT Hindustan Times

(<https://partner.hindustantimes.com/ip?newspaper=ht-premium>)

1. Use your campus email ID to register for Hindustan Times at <https://partner.hindustantimes.com/ip?newspaper=ht-premium>.



HT Hindustan Times

Login or Register

Sign in with Google

Sign in with Facebook

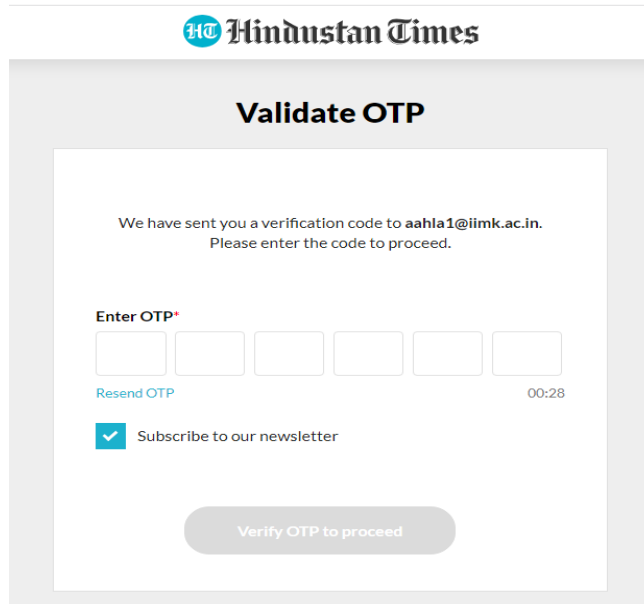
Sign in with Apple

Sign in with Microsoft

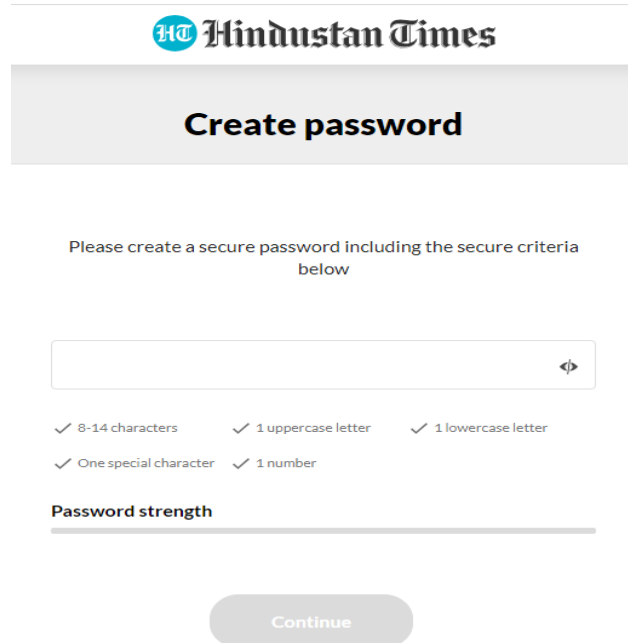
Email or Mobile Number*

Continue

- The email will need to be validated using the OTP received via mail.

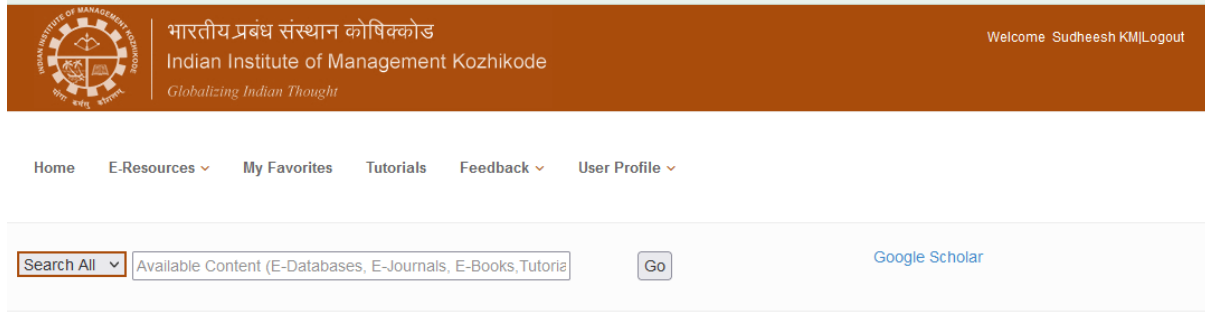


- After successful Login user will land on Subscription Thank You Page. Click on continue.
- The user must enter a password on the create password screen. So that the user can sign in without having to provide an OTP the next time they log in (if a password has already been set, that is).



- A sequence of onboarding Journey windows will be displayed to the user. Depending on their preference, they can either move on or skip the screens.

Users of **REMOTE LOGIN** must log in again by clicking the link as displayed in the accompanying screenshot.



The screenshot shows the top navigation bar of the Indian Institute of Management Kozhikode website. It includes the IIMK logo, the name in Hindi and English, and the tagline 'Globalizing Indian Thought'. A navigation menu contains links for Home, E-Resources, My Favorites, Tutorials, Feedback, and User Profile. Below the menu is a search bar with a dropdown menu set to 'Search All', a text input field containing 'Available Content (E-Databases, E-Journals, E-Books, Tutoria', a 'Go' button, and a 'Google Scholar' link. The user is logged in as 'Sudheesh KM'.

Live Mint & Hindustan Times access

Please go to [Livemint login page](#) and login with the Account you registered using official IIMK email ID

Please go to [Hindustan Times login page](#) and login with the Account you registered using official IIMK email ID

About IIMK
About Library

E-Database
A-Z Journals

Contact Us
Usage Policy
Tutorials