

## REGISTRATION STEPS



**VENTURE**  
INTELLIGENCE



(<https://www.ventureintelligence.com/login>)

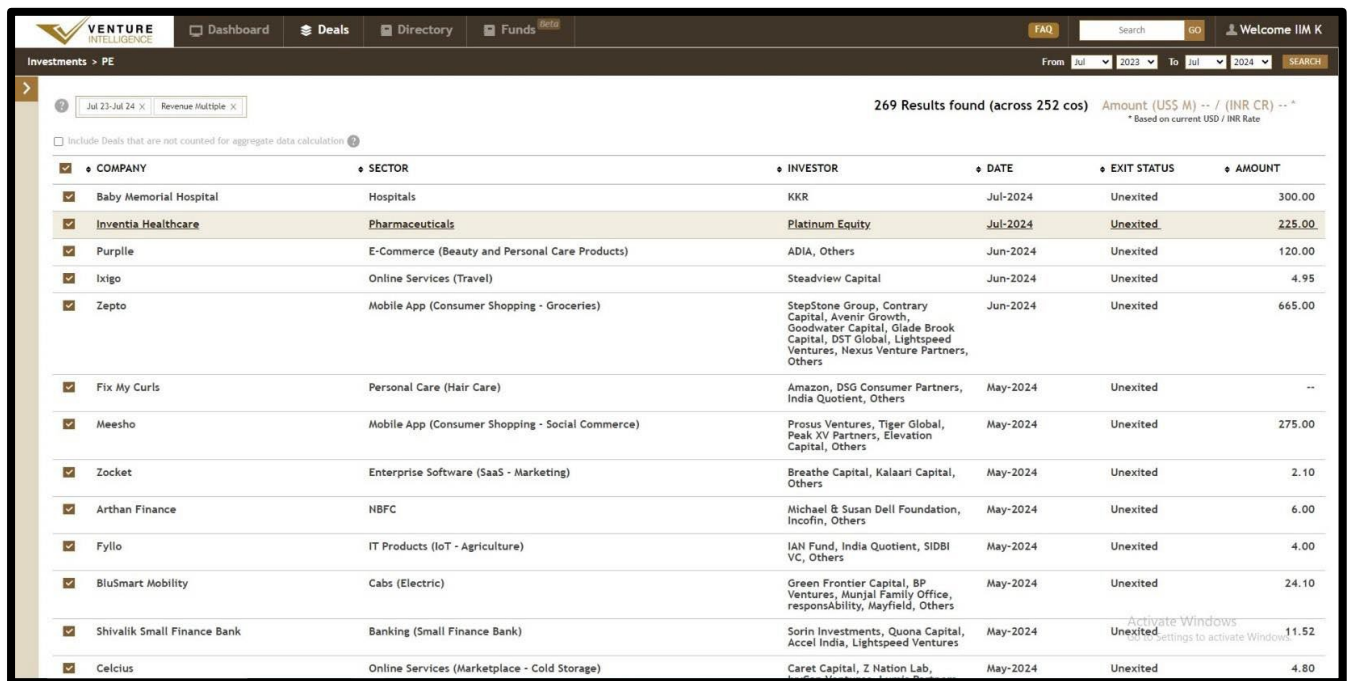
Leading source of source of information and analysis on private company financials, transactions (Private Equity, Venture Capital and M&A) and their valuations in India.

**Major Subject Areas Covered:** Company and Financial data; IPO / Stock Market Data; Industry Data; Mergers & Acquisition; Venture capital; Private Equity

## 1. Login Details

Email Address	Password
library1@iimk.ac.in	iimk@649
library2@iimk.ac.in	iimk@649
library3@iimk.ac.in	iimk@649
library4@iimk.ac.in	iimk@649
library5@iimk.ac.in	iimk@649
library6@iimk.ac.in	iimk@649
library7@iimk.ac.in	iimk@649
library8@iimk.ac.in	iimk@649
library9@iimk.ac.in	iimk@649
library10@iimk.ac.in	iimk@649
library11@iimk.ac.in	iimk@649
library12@iimk.ac.in	iimk@649
library13@iimk.ac.in	iimk@649
library14@iimk.ac.in	iimk@649
library15@iimk.ac.in	iimk@649
library16@iimk.ac.in	iimk@649
library17@iimk.ac.in	iimk@649
library18@iimk.ac.in	iimk@649
library19@iimk.ac.in	iimk@649
library20@iimk.ac.in	iimk@649
library21@iimk.ac.in	iimk@649
library22@iimk.ac.in	iimk@649
library23@iimk.ac.in	iimk@649
library24@iimk.ac.in	iimk@649
library25@iimk.ac.in	iimk@649

## 1. PE/VC Database ([www.ventureintelligence.com/peluginip.php](http://www.ventureintelligence.com/peluginip.php))

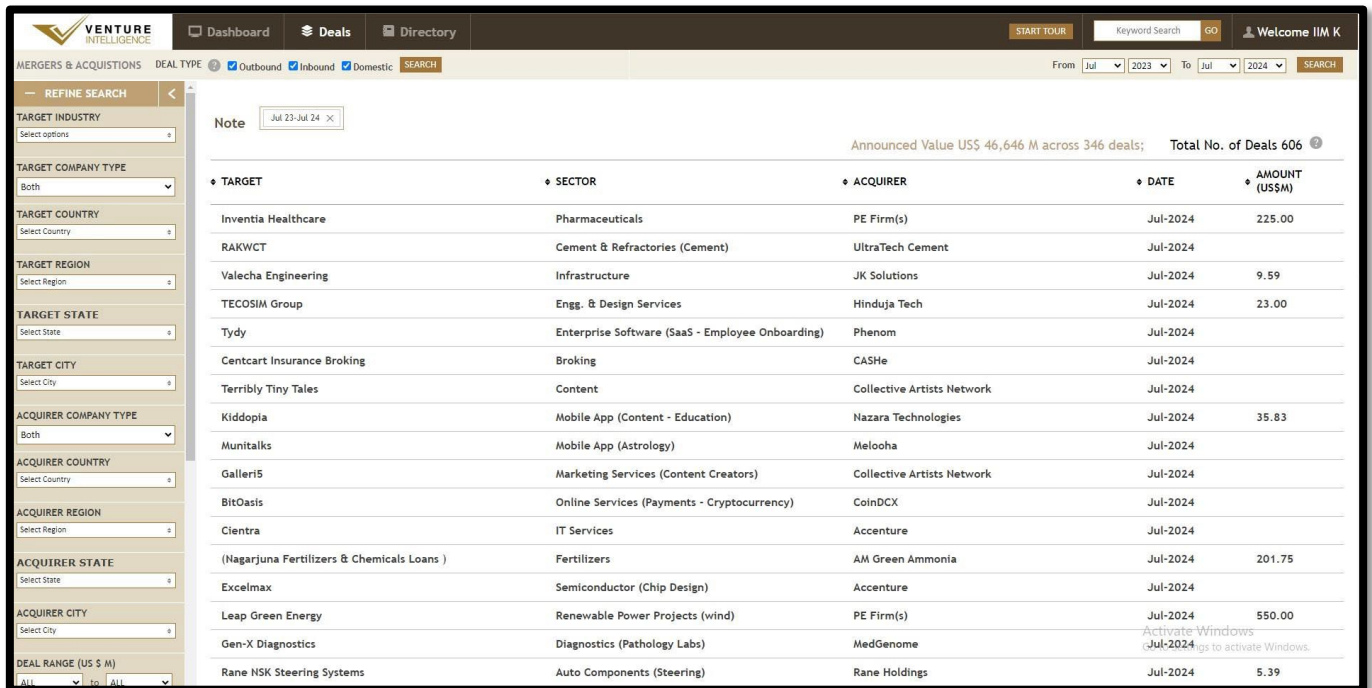


The screenshot displays the Venture Intelligence website interface for the PE/VC Database. The top navigation bar includes 'Dashboard', 'Deals', 'Directory', and 'Funds'. The main content area shows a search filter for 'Jul 23-Jul 24' and 'Revenue Multiple'. It indicates '269 Results found (across 252 cos)' and 'Amount (US\$ M) -- / (INR CR) --'. Below this is a table of investment deals with columns for Company, Sector, Investor, Date, Exit Status, and Amount.

COMPANY	SECTOR	INVESTOR	DATE	EXIT STATUS	AMOUNT
Baby Memorial Hospital	Hospitals	KKR	Jul-2024	Unexited	300.00
Inventia Healthcare	Pharmaceuticals	Platinum Equity	Jul-2024	Unexited	225.00
Purple	E-Commerce (Beauty and Personal Care Products)	ADIA, Others	Jun-2024	Unexited	120.00
Ixigo	Online Services (Travel)	Steadview Capital	Jun-2024	Unexited	4.95
Zepto	Mobile App (Consumer Shopping - Groceries)	StepStone Group, Contrary Capital, Avenir Growth, Goodwater Capital, Glade Brook Capital, DST Global, Lightspeed Ventures, Nexus Venture Partners, Others	Jun-2024	Unexited	665.00
Fix My Curls	Personal Care (Hair Care)	Amazon, DSG Consumer Partners, India Quotient, Others	May-2024	Unexited	--
Meesho	Mobile App (Consumer Shopping - Social Commerce)	Prosus Ventures, Tiger Global, Peak XV Partners, Elevation Capital, Others	May-2024	Unexited	275.00
Zocket	Enterprise Software (SaaS - Marketing)	Breathe Capital, Kalaari Capital, Others	May-2024	Unexited	2.10
Arthan Finance	NBFC	Michael B. Susan Dell Foundation, Incofin, Others	May-2024	Unexited	6.00
Fyllo	IT Products (IoT - Agriculture)	IAN Fund, India Quotient, SIDBI VC, Others	May-2024	Unexited	4.00
BluSmart Mobility	Cabs (Electric)	Green Frontier Capital, BP Ventures, Munjal Family Office, responsAbility, Mayfield, Others	May-2024	Unexited	24.10
Shivalik Small Finance Bank	Banking (Small Finance Bank)	Sorin Investments, Quona Capital, Accel India, Lightspeed Ventures	May-2024	Unexited	11.52
Celcius	Online Services (Marketplace - Cold Storage)	Caret Capital, Z Nation Lab, Others	May-2024	Unexited	4.80

1. All PE/VC investments and exits tracked by Venture Intelligence since 1998
2. Each deal typically captures the investee company, its location, Industry & Sector, investors involved, amount invested etc.
3. Rich with data on private company financials and deal valuation multiples
4. Sub Databases on Infrastructure, Clean tech and Impact / Social VC investments
5. PE/VC exits - both by Public Markets and via M&A - including return multiples
6. Directory of PE/VC funds active in India with their contact details
7. PE/VC-backed Company profiles
8. Aggregate PE/VC statistics
9. Offline support of Venture Intelligence in providing more data on transactions

## 2. M&A Database ([www.ventureintelligence.com/malaginip.php](http://www.ventureintelligence.com/malaginip.php))



The screenshot displays the Venture Intelligence M&A Database interface. The top navigation bar includes 'Dashboard', 'Deals', and 'Directory'. The main content area shows a list of deals with the following columns: TARGET, SECTOR, ACQUIRER, DATE, and AMOUNT (US\$M). The deals listed include:

TARGET	SECTOR	ACQUIRER	DATE	AMOUNT (US\$M)
Inventia Healthcare	Pharmaceuticals	PE Firm(s)	Jul-2024	225.00
RAKWCT	Cement & Refractories (Cement)	UltraTech Cement	Jul-2024	
Valecha Engineering	Infrastructure	JK Solutions	Jul-2024	9.59
TECOSIM Group	Engg. & Design Services	Hinduja Tech	Jul-2024	23.00
Tydy	Enterprise Software (SaaS - Employee Onboarding)	Phenom	Jul-2024	
Centcart Insurance Broking	Broking	CASHe	Jul-2024	
Terrribly Tiny Tales	Content	Collective Artists Network	Jul-2024	
Kiddopia	Mobile App (Content - Education)	Nazara Technologies	Jul-2024	35.83
Muntalks	Mobile App (Astrology)	Meloocha	Jul-2024	
Galleri5	Marketing Services (Content Creators)	Collective Artists Network	Jul-2024	
BitOasis	Online Services (Payments - Cryptocurrency)	CoinDCX	Jul-2024	
Cientra	IT Services	Accenture	Jul-2024	
(Nagarjuna Fertilizers & Chemicals Loans )	Fertilizers	AM Green Ammonia	Jul-2024	201.75
Excelmax	Semiconductor (Chip Design)	Accenture	Jul-2024	
Leap Green Energy	Renewable Power Projects (wind)	PE Firm(s)	Jul-2024	550.00
Gen-X Diagnostics	Diagnostics (Pathology Labs)	MedGenome	Jul-2024	
Rane NSK Steering Systems	Auto Components (Steering)	Rane Holdings	Jul-2024	5.39

1. Inbound, Outbound & Domestic deals involving India based companies Since '04
2. Each deal typically includes the name of the target company & acquirer, their locations, Industry & Sector (of the target), transaction amount, deal date and wherever available, information on target co. financials, deal valuation and advisors to the deal
3. Apart from the deal-by-deal listing, the database also provides aggregate M&A statistics

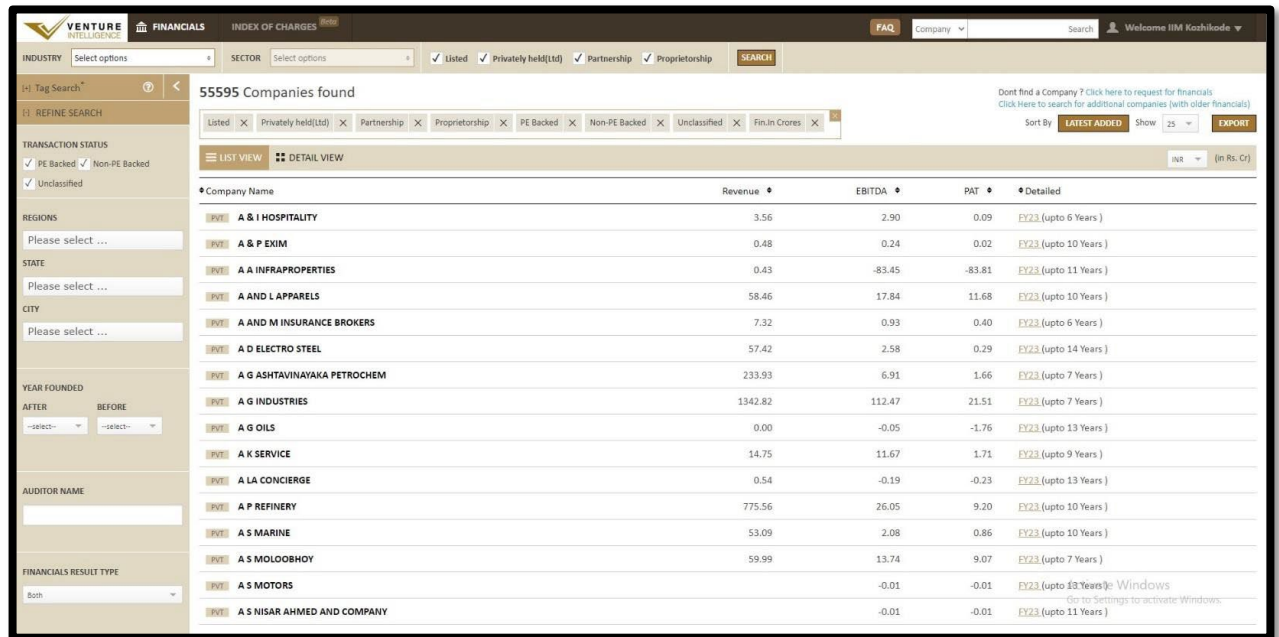
### 3. PE-RE Database ([www.ventureintelligence.com/reloginip.php](http://www.ventureintelligence.com/reloginip.php))

The screenshot shows the Venture Intelligence PE-RE Database interface. The main table displays deal details with the following columns: COMPANY, CITY, INVESTOR, DATE, EXIT STATUS, and AMOUNT (US\$M). The table lists various deals, including those from Aurum Ventures, Kalpataru Group, Mantra Properties, Radiance Group, RMZ Corporation, Tata Realty & Infrastructure, Dharmadev Group, DLF, Godrej Green Homes, Mindspace Business Parks REIT, Casa Grande, CyberCity Builders, Max Estates, Peninsula Land, Reliance Logistics and Warehouse Holdings, Waverock, Aliens Group, Century Group, Eldeco Infrastructure and Properties, and Hubtown. The interface also includes a sidebar for refining search criteria (Sector, Region, City, Type, Company Type, Investor Type, Deal Range, Exit Status) and a top navigation bar with options like Dashboard, Deals, Directory, and Funds.

COMPANY	CITY	INVESTOR	DATE	EXIT STATUS	AMOUNT (US\$M)
(Aurum Ventures )	Mumbai	CapitaLand	Jul-2024	Unexited	84.47
(Kalpataru Group )	Mumbai	ASK Group	Jul-2024	Unexited	22.70
(Mantra Properties )	Pune	Mottlal Oswal	Jul-2024	Unexited	10.75
(Radiance Group )	Chennai	Mottlal Oswal	Jul-2024	Unexited	11.95
(RMZ Corporation )	Chennai	Keppel Land	Jul-2024	Unexited	252.00
(Tata Realty & Infrastructure )	Mumbai	IFC	Jul-2024	Unexited	100.00
(Dharmadev Group )	Surat	Nisus Finance	Jun-2024	Unexited	18.50
(DLF )	Gurgaon	Mitsui	Jun-2024	Unexited	120.00
Godrej Green Homes	Mumbai	Godrej Fund	Jun-2024	Unexited	5.50
Mindspace Business Parks REIT	Mumbai	IFC	Jun-2024	Unexited	77.77
(Casa Grande )	Chennai	Earnnest.me	May-2024	Unexited	15.00
(CyberCity Builders )	Hyderabad	Piramal Finance	May-2024	Unexited	36.00
(Max Estates )	Noida	NYLIM India	May-2024	Unexited	46.52
Peninsula Land	Mumbai	Alpha Alternatives	May-2024	Unexited	91.67
(Reliance Logistics and Warehouse Holdings )	Mumbai	ADIA, KKR	May-2024	Unexited	1500.00
Waverock	Hyderabad	GIC, Xander	May-2024	Unexited	265.00
(Aliens Group )	Hyderabad	Nisus Finance Services, SWAMIH Fund	Apr-2024	Unexited	55.70
(Century Group )	Bangalore	Edelweiss Capital	Apr-2024	Unexited	53.87
(Eldeco Infrastructure and Properties )	Delhi	HDFC Capital Advisors	Apr-2024	Unexited	42.00
(Hubtown )	Mumbai	SWAMIH Fund	Apr-2024	Unexited	36.00

1. All Private Equity - Real Estate deals tracked by Venture Intelligence since 2006
2. Directory of PE-RE funds active in India with their contact details
3. Company Profiles of PE-RE Backed Developers
4. Aggregate PE-RE statistics
5. Offline support of Venture Intelligence in providing more data on transactions

## 4. CFS Database ([www.ventureintelligence.com/cfsnew/loginip.php](http://www.ventureintelligence.com/cfsnew/loginip.php))



55595 Companies found

Sort By: LATEST ADDED Show 25 EXPORT

Company Name	Revenue	EBITDA	PAT	Detailed
A & I HOSPITALITY	3.56	2.90	0.09	EY23 (upto 6 Years)
A & P EXIM	0.48	0.24	0.02	EY23 (upto 10 Years)
A A INFRAPROPERTIES	0.43	-83.45	-83.81	EY23 (upto 11 Years)
A AND L APPARELS	58.46	17.84	11.68	EY23 (upto 10 Years)
A AND M INSURANCE BROKERS	7.32	0.93	0.40	EY23 (upto 6 Years)
A D ELECTRO STEEL	57.42	2.58	0.29	EY23 (upto 14 Years)
A G ASHTAVINAYAKA PETROCHEM	233.93	6.91	1.66	EY23 (upto 7 Years)
A G INDUSTRIES	1342.82	112.47	21.51	EY23 (upto 7 Years)
A G OILS	0.00	-0.05	-1.76	EY23 (upto 13 Years)
A K SERVICE	14.75	11.67	1.71	EY23 (upto 9 Years)
A LA CONCIERGE	0.54	-0.19	-0.23	EY23 (upto 13 Years)
A P REFINERY	775.56	26.05	9.20	EY23 (upto 10 Years)
A S MARINE	53.09	2.08	0.86	EY23 (upto 10 Years)
A S MOLOOBHOY	59.99	13.74	9.07	EY23 (upto 7 Years)
A S MOTORS		-0.01	-0.01	EY23 (upto 13 Years)
A S NISAR AHMED AND COMPANY		-0.01	-0.01	EY23 (upto 11 Years)

1. P&L and Balance Sheets of over 35,000+ private limited companies
2. Powerful search filters to narrow down and compare companies of interest
3. Search for companies based on their industry, geography and financial information
4. Filtering using growth criteria for Revenue, EBITDA or PAT
5. Exportable to Spreadsheet
6. Access to filings
7. Index of Charges held by lenders over assets of the companies