

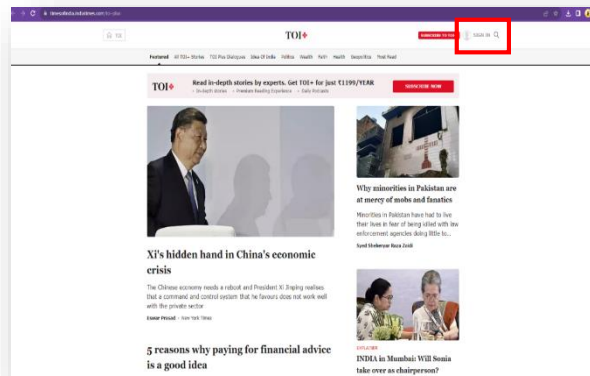
REGISTRATION STEPS

TOI+
BY THE TIMES OF INDIA

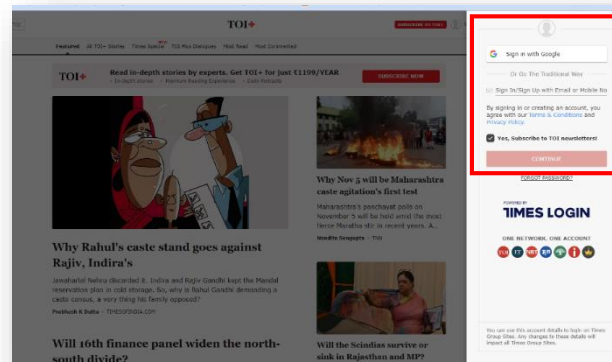


(<https://timesofindia.indiatimes.com/toi-plus>)

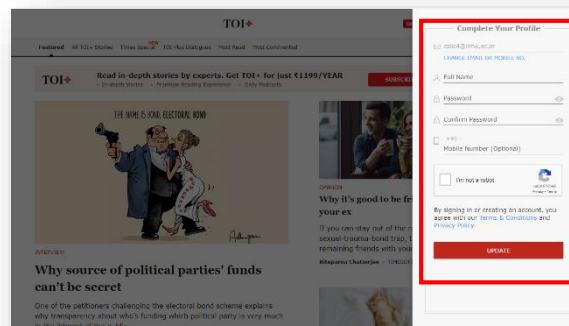
1. Click on <https://timesofindia.indiatimes.com/toi-plus>
2. Click in Sign in on the top right corner



3. Enter IIMK Email ID and click on continue



4. The user will now have to create a profile



5. The user will get an OTP on their email



6. If the confirmation email didn't arrive, check your spam folder.
7. After successful registration/sign-in, the user can access TOI+
8. For accessing TOI+ through mobile, install the TOI App from your AppStore/Playstore. User will be required to log in using the same login credentials as their web browser access.