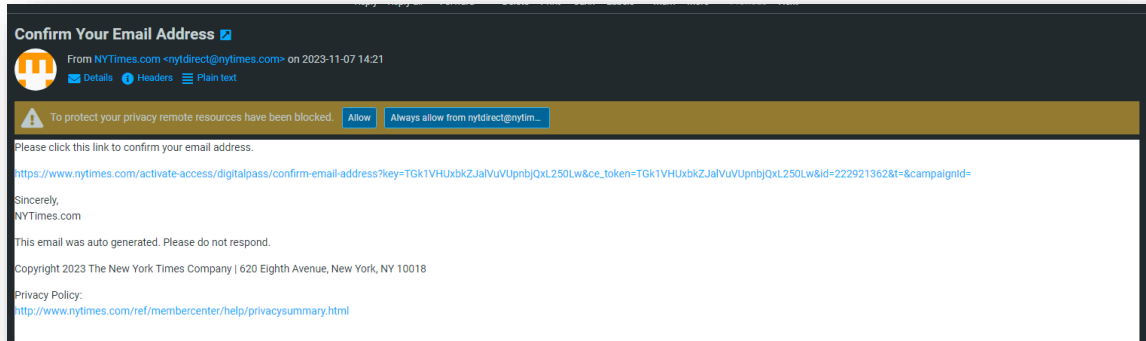


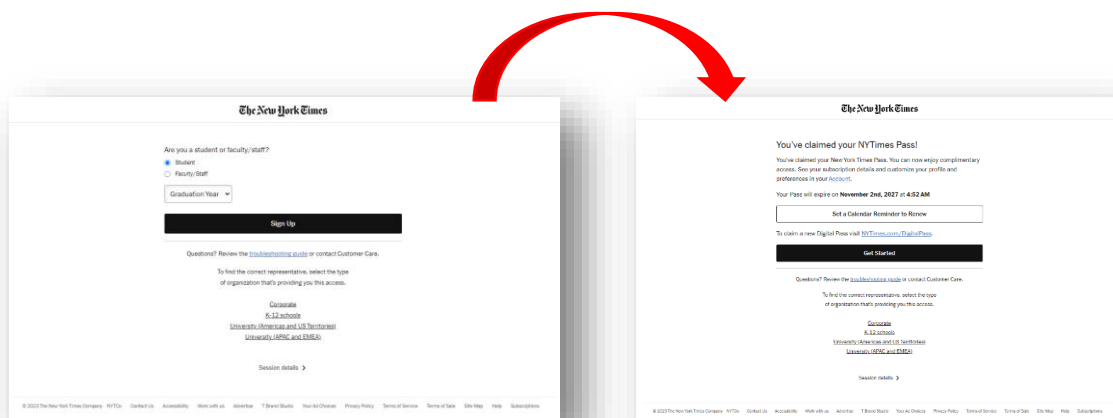
REGISTRATION STEPS

The New York Times

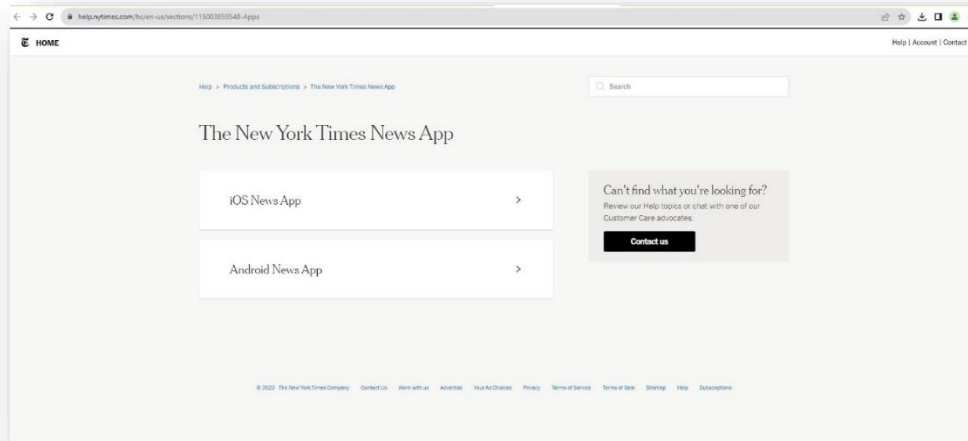
3. **Validate your email address:** Check your email inbox for a confirmation message from The New York Times. Please note that the confirmation email will come from nytdirect@nytimes.com.



4. Click on the link in your confirmation message to validate your email address and claim your New York Times Digital Pass. Note: If the confirmation email did not arrive, check your spam folder. If it is not there, send an email to schools@nytimes.com from your Institute email address to request confirmation.
5. Choose the Category and “Sign Up”



6. Success! You have successfully claimed a Digital Pass when you see the "Get Start" on screen.



7. **Explore the NYTimes.com and The New York Times News App** from any location, on or off campus, by simply logging into your NYTimes.com (<http://nytimes.com/>) account directly on NYTimes.com! Please download the New York Times mobile app at nytimes.com/mobile. NYT Cooking and NYT Games are not included in your digital access.

